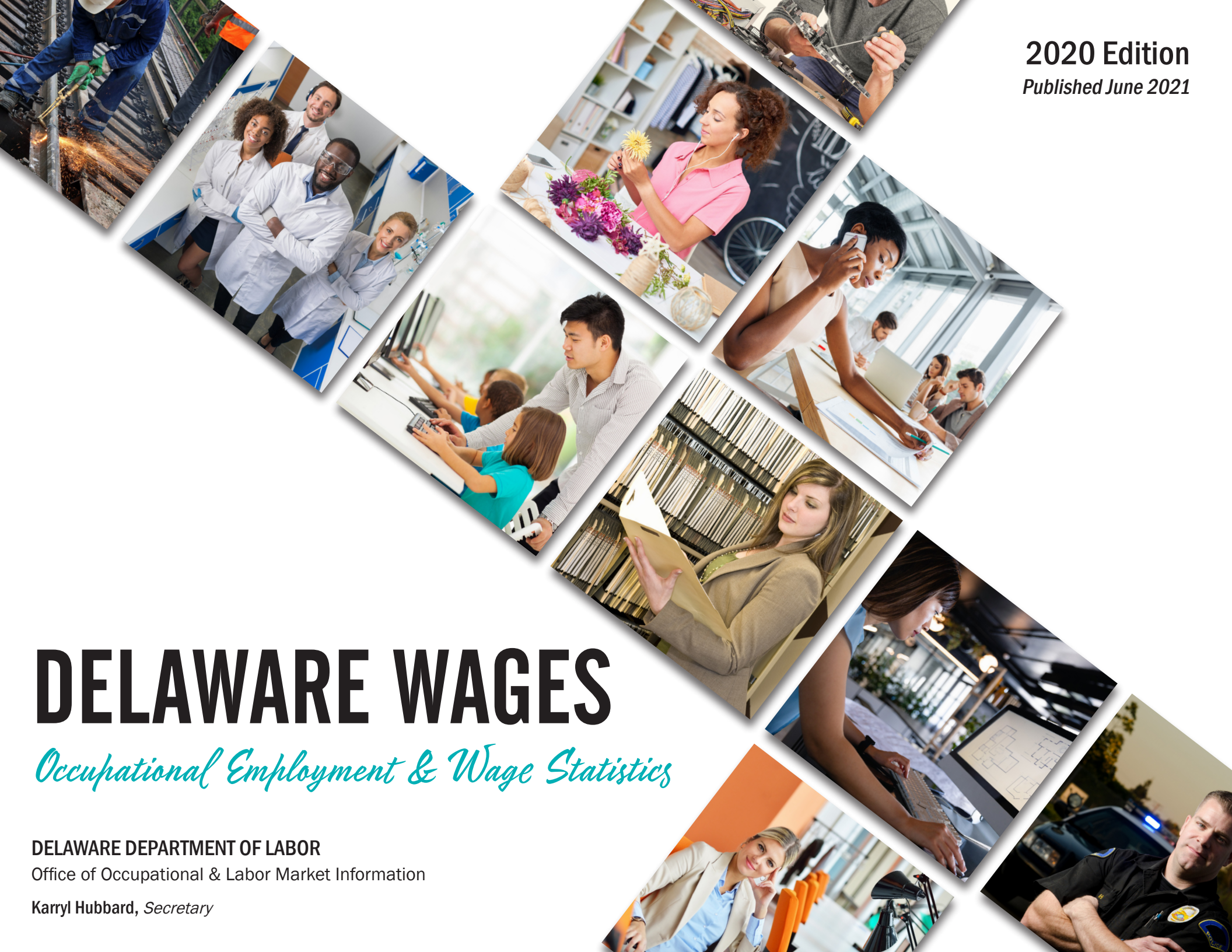


2020 Edition  
Published June 2021

# DELAWARE WAGES

## *Occupational Employment & Wage Statistics*

DELAWARE DEPARTMENT OF LABOR  
Office of Occupational & Labor Market Information  
Karryl Hubbard, *Secretary*





# Table of Contents

Introduction . . . . . page 1

## STATEWIDE WAGE DATA

Annual Mean Wages and Employment for the Highest  
and Lowest Paying Major Occupational Groups . . . . . page 3

## NEW CASTLE COUNTY WAGE DATA

Annual Mean Wages and Employment for the Highest  
and Lowest Paying Major Occupational Groups . . . . . page 21

## KENT COUNTY WAGE DATA

Annual Mean Wages and Employment for the Highest  
and Lowest Paying Major Occupational Groups . . . . . page 39

## SUSSEX COUNTY WAGE DATA

Annual Mean Wages and Employment for the Highest  
and Lowest Paying Major Occupational Groups . . . . . page 50

Endorsements . . . . . page 63

Acknowledgements . . . . . inside back cover

### For Your Information

In the spring of 2021, the Occupational Employment Statistics (OES) program will begin using the name Occupational Employment and Wage Statistics (OEWS) to better reflect the range of data available from the program. Data released on or after March 31, 2021 will reflect the new program name. Data collection materials, including forms, emails, and letters, will be updated for employers in the May 2021 survey panel. Webpages, publications, and other materials associated with previous data releases will retain the Occupational Employment Statistics name.

# INTRODUCTION

*The Occupational Employment & Wage Statistics (OEWS) program is a cooperative effort of the U.S. Bureau of Labor Statistics (BLS) and the Office of Occupational and Labor Market Information (OOLMI) in the Delaware Department of Labor. As outlined in more detail below, BLS developed the procedures and methodology, while OOLMI conducts the survey and tabulates the responses. A software program developed by the North Carolina State Employment Security Commission is used to produce the wage and employment estimates. This means that these estimates are not official BLS estimates, but in most cases they are identical to the official BLS estimates. When they differ, it is by minuscule amounts. We do not use the official BLS estimates because they are not provided for Sussex or New Castle Counties, only Kent County (because it is a single-county metropolitan statistical area).*

The OEWS program has ordinarily used three years of survey data, in order to increase reliability. Beginning in 2003, data collection was done twice per year, with half the sample surveyed in the spring and half in the fall. Wage estimates are now updated once per

year, after the results from the spring survey are available. The estimates in this publication were derived from surveys conducted from the fall of 2017 through the spring of 2020. Data from years prior to 2020 were updated to expected 2020 values using national cost index factors.

The survey universe is all employers covered by the state Unemployment Insurance program, both private and public. This covers about 92 percent of the state’s workers. Self-employed, some non-profit organizations, and most agricultural employees are excluded. All establishments (units) with 250 or more employees are automatically included in the survey, while those with fewer employees are randomly sampled for inclusion in the survey. The smallest units have the lowest probability of selection. Details are provided in the table below.

Response rates averaged 75 percent over the four years of the survey. Non-responding units have data imputed to them by means of a

hot-deck “nearest neighbor” technique. This method finds the responding establishment (donor) which most closely resembles the non-responding establishment, based on industry, size class, and area. The donor’s data are then imputed to the non-responding unit.

Occupations are classified using the Standard Occupational Classification (SOC) system, which consists of 23 major groups, 98 minor groups, 459 broad occupations, and 867 detailed occupations. This publication does not provide data on all the detailed occupations, as some are not employed in the state, and others were reported by too few employers to pass confidentiality restrictions. More information regarding the SOC system and occupational definitions can be found on the BLS website, <https://www.bls.gov/soc>.

Year	Survey Universe		Survey Sample		Usable Response	
	Units	Employment	Units	Employment	Units	Employment
2017	32,007	441,422	731	51,904	561	43,875
2018	32,948	450,688	1,430	102,043	1,101	82,057
2019	34,310	453,371	1,425	106,961	1,088	78,205
2020	35,071	395,110	681	45,489	510	30,962

Employers are not asked to supply exact wage rates for their employees. They are requested to indicate how many of their workers within each occupation are earning wages within each of the 12 ranges listed below. Conversion between hourly and annual wages is based on a 40 hour week, 52 week year (2,080 hours per year). Some occupations, for instance teachers, typically work a different schedule. Only annual wages are reported for these occupations. In the

Range	Hourly Wage	Annual Wage
A	Under \$9.25	Under \$19,240
B	\$9.25 to \$11.74	\$19,240 to \$24,439
C	\$11.75 to \$14.74	\$24,440 to \$30,679
D	\$14.75 to \$18.74	\$30,680 to \$38,999
E	\$18.75 to \$23.99	\$39,000 to \$49,919
F	\$24.00 to \$30.24	\$49,920 to \$62,919
G	\$30.25 to \$38.49	\$62,920 to \$80,079
H	\$38.50 to \$48.99	\$80,080 to \$101,919
I	\$49.00 to \$61.99	\$101,920 to \$128,959
J	\$62.00 to \$78.74	\$128,960 to \$163,799
K	\$78.75 to \$99.99	\$163,800 to \$207,999
L	\$100.00 and over	\$208,000 and over

wage tables, these are printed in **bold** type. The table above shows the wage ranges used in the 2020 survey.

Wages include base rate, cost-of-living allowances, hazardous duty pay, incentive

pay (including commissions, piece rates, and production bonuses), tips, longevity pay, on-call pay, and portal-to-portal pay. Not included are back pay, overtime pay, severance pay, shift differentials, premium pay for holidays or weekends, meal and lodging allowances, uniform allowances, non-production bonuses, profit sharing distributions, or stock bonuses.

Although a wide variety of statistics are estimated from the raw data, we publish only five: the employment level [**Empl**] for all employers in the area (state or county), including those not in the survey; the mean (average) wage [**(\$)Mean**]; the median wage [**(\$)Median**], where half the workers in an occupation make less than, and the other half more than; and entry-level [**(\$)Entry**] and experienced

[**(\$)Exp**] wage rates. **NA** in the employment field means that the employment estimate does not meet publishability standards, but the wage estimates do. **N/A** in one of the wage fields signifies that a large portion of the responses are in the highest, unbounded

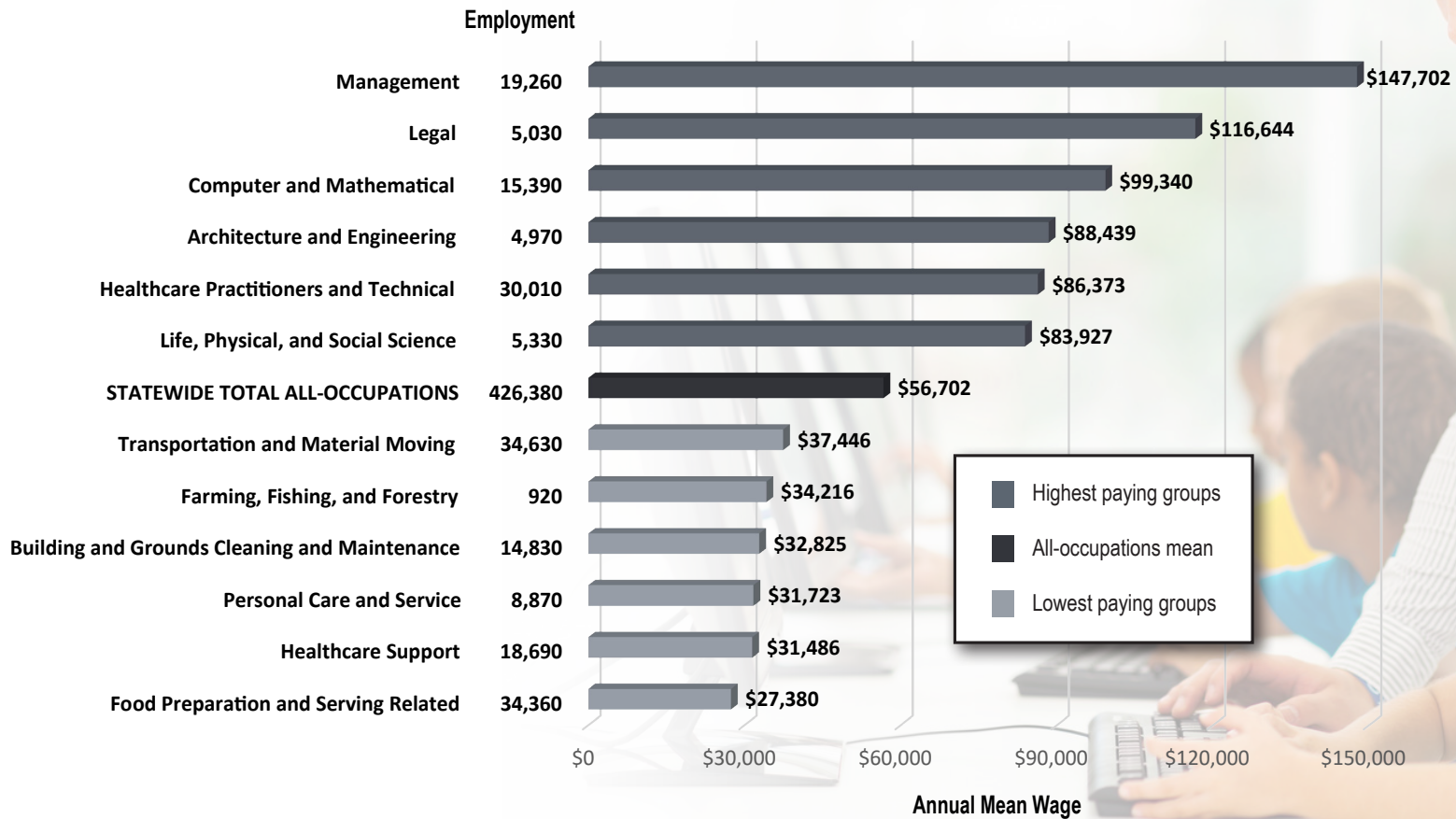
wage category and a valid wage estimate is not possible. When all the wage estimates for an occupation do not meet standards, no estimates for the occupation are published.

To determine entry and experienced wage rates, an occupation's wage distribution is divided into thirds. The mean of the lowest third is the entry-level wage rate. The mean of the highest two-thirds is the experienced wage rate. It is important to note that employers are not requested to supply information on their workers' amount of experience.



# STATEWIDE DATA

## Annual Mean Wages and Employment for the Highest and Lowest Paying Major Occupational Groups



SOC	OCCUPATIONAL TITLE	Empl	(\$) Mean	(\$) Entry	(\$) Exp	(\$) Median
00-0000	Total all occupations	426,380	27.26	12.10	34.84	20.72
<b>11-0000</b>	<b>Management Occupations</b>	19,260	71.01	38.85	87.09	64.08
11-1021	General and Operations Managers	3,940	74.93	40.29	92.26	63.74
11-2021	Marketing Managers	1,050	79.30	53.99	91.95	75.14
11-2022	Sales Managers	990	79.89	53.28	93.20	78.93
11-2030	Public Relations and Fundraising Managers	220	66.45	40.81	79.27	59.47
11-3010	Administrative Services and Facilities Managers	770	63.03	41.35	73.87	58.40
11-3021	Computer and Information Systems Managers	1,660	82.28	53.09	96.87	75.39
11-3031	Financial Managers	2,310	84.92	54.16	100.30	78.93
11-3051	Industrial Production Managers	360	65.34	48.22	73.90	62.54
11-3071	Transportation, Storage, and Distribution Managers	310	66.09	44.10	77.08	64.86
11-3111	Compensation and Benefits Managers	20	78.48	39.39	98.03	82.95
11-3121	Human Resources Managers	400	72.56	43.70	86.99	67.01
11-3131	Training and Development Managers	80	67.85	48.63	77.45	65.54
11-9021	Construction Managers	570	63.91	45.65	73.04	63.01
11-9031	Education and Childcare Administrators, Preschool and Daycare	240	31.20	19.93	36.83	28.34
11-9032	Education Administrators, Kindergarten through Secondary	820	<b>118,580</b>	<b>98,252</b>	<b>128,745</b>	<b>120,372</b>
11-9033	Education Administrators, Postsecondary	290	67.18	39.95	80.80	57.63
11-9039	Education Administrators, All Other	60	51.13	34.03	59.68	44.99
11-9041	Architectural and Engineering Managers	400	76.23	57.49	85.60	73.52
11-9051	Food Service Managers	480	37.43	27.88	42.20	34.15
11-9071	Gambling Managers	10	52.87	39.47	59.57	49.63
11-9081	Lodging Managers	60	36.27	30.62	39.10	35.48
11-9111	Medical and Health Services Managers	1,020	62.65	39.05	74.44	53.81
11-9131	Postmasters and Mail Superintendents	40	40.96	35.52	43.68	41.05
11-9141	Property, Real Estate, and Community Association Managers	600	29.77	19.43	34.95	26.08
11-9151	Social and Community Service Managers	680	33.53	26.15	37.22	31.77
11-9198	Personal Service Managers, All Other; Entertainment/Recreation Managers	760	70.80	44.42	84.00	66.20
<b>13-0000</b>	<b>Business and Financial Operations Occupations</b>	30,980	39.29	23.83	47.02	35.98
13-1020	Buyers and Purchasing Agents	1,240	35.38	22.75	41.70	33.09
13-1031	Claims Adjusters, Examiners, and Investigators	NA	29.12	21.86	32.76	26.06

SOC	OCCUPATIONAL TITLE	Empl	(\$)Mean	(\$)Entry	(\$)Exp	(\$)Median
13-1041	Compliance Officers	1,420	39.87	24.55	47.53	39.76
13-1051	Cost Estimators	910	33.56	23.08	38.79	32.58
13-1071	Human Resources Specialists	2,160	33.82	20.18	40.64	31.71
13-1081	Logisticians	640	45.04	31.15	51.98	42.79
13-1111	Management Analysts	2,930	41.60	25.63	49.58	38.12
13-1121	Meeting, Convention, and Event Planners	270	25.95	20.06	28.90	25.09
13-1131	Fundraisers	280	29.88	21.03	34.30	28.72
13-1141	Compensation, Benefits, and Job Analysis Specialists	290	37.99	21.62	46.17	32.62
13-1151	Training and Development Specialists	1,020	34.17	24.15	39.18	32.85
13-1161	Market Research Analysts and Marketing Specialists	2,240	42.91	26.57	51.07	42.55
13-1198	Project Management and Business Operations Specialists, All Other	1,970	42.99	28.81	50.08	40.15
13-2011	Accountants and Auditors	5,010	39.42	26.07	46.09	37.00
13-2020	Property Appraisers and Assessors	90	26.91	21.20	29.77	24.16
13-2031	Budget Analysts	130	36.83	27.95	41.27	35.63
13-2053	Insurance Underwriters	250	42.72	26.39	50.89	42.48
13-2061	Financial Examiners	860	39.05	30.21	43.47	35.97
13-2071	Credit Counselors	90	23.71	17.52	26.80	22.15
13-2081	Tax Examiners and Collectors, and Revenue Agents	110	30.14	18.32	36.05	27.88
13-2098	Financial and Investment Analysts and Financial Risk Specialists, All Other	3,300	46.92	27.97	56.40	40.27
<b>15-0000</b>	<b><u>Computer and Mathematical Occupations</u></b>	15,390	47.76	29.67	56.80	46.40
15-1211	Computer Systems Analysts	2,300	46.71	32.34	53.89	44.82
15-1212	Information Security Analysts	740	55.49	32.32	67.07	52.85
15-1231	Computer Network Support Specialists	440	31.78	21.15	37.10	28.86
15-1232	Computer User Support Specialists	1,620	29.75	20.55	34.34	28.97
15-1241	Computer Network Architects	580	61.22	40.04	71.81	63.13
15-1244	Network and Computer Systems Administrators	1,080	39.06	25.81	45.69	37.51
15-1245	Database Administrators and Architects	740	46.40	29.12	55.04	45.07
15-1251	Computer Programmers	760	43.72	30.37	50.39	42.07
15-1256	Software Developers and Software Quality Assurance Analysts and Testers	5,240	55.57	41.84	62.43	53.95
15-1257	Web Developers and Digital Interface Designers	330	38.16	24.17	45.15	36.96



SOC	OCCUPATIONAL TITLE	Empl	(\$)Mean	(\$)Entry	(\$)Exp	(\$)Median
15-2031	Operations Research Analysts	690	43.91	27.92	51.90	43.03
15-2041	Statisticians	120	47.15	28.63	56.41	44.68
<b>17-0000</b>	<b>Architecture and Engineering Occupations</b>	4,970	42.52	24.65	51.45	39.65
17-1011	Architects, Except Landscape and Naval	160	37.79	28.59	42.39	34.62
17-1012	Landscape Architects	30	31.04	25.75	33.69	30.49
17-1022	Surveyors	90	31.35	24.16	34.94	32.87
17-2041	Chemical Engineers	360	63.28	39.76	75.04	63.41
17-2051	Civil Engineers	850	44.65	31.39	51.28	42.67
17-2071	Electrical Engineers	460	53.82	38.22	61.62	50.59
17-2072	Electronics Engineers, Except Computer	NA	66.91	51.12	74.80	71.70
17-2081	Environmental Engineers	170	42.44	31.29	48.02	39.31
17-2111	Health and Safety Engineers	80	51.84	31.24	62.14	53.34
17-2112	Industrial Engineers	620	47.10	34.25	53.52	46.24
17-2131	Materials Engineers	30	44.06	32.75	49.71	42.06
17-2141	Mechanical Engineers	580	50.98	34.24	59.35	51.57
17-2199	Engineers, All Other	NA	48.01	33.76	55.13	49.45
17-3011	Architectural and Civil Drafters	330	25.88	17.20	30.22	26.46
17-3012	Electrical and Electronics Drafters	60	30.88	24.38	34.13	30.14
17-3013	Mechanical Drafters	220	26.87	18.66	30.98	27.08
17-3022	Civil Engineering Technologists and Technicians	350	23.44	17.02	26.65	22.91
17-3023	Electrical and Electronic Engineering Technologists and Technicians	60	31.08	23.08	35.09	33.74
17-3025	Environmental Engineering Technologists and Technicians	40	28.09	19.57	32.35	27.83
17-3026	Industrial Engineering Technologists and Technicians	50	29.98	24.42	32.76	29.69
17-3027	Mechanical Engineering Technologists and Technicians	40	26.75	20.43	29.91	26.43
17-3031	Surveying and Mapping Technicians	140	21.49	16.45	24.02	21.43
<b>19-0000</b>	<b>Life, Physical, and Social Science Occupations</b>	5,330	40.35	22.77	49.14	36.47
19-1013	Soil and Plant Scientists	60	32.13	23.83	36.28	29.71
19-1022	Microbiologists	80	32.43	23.31	36.99	28.95
19-1029	Biological Scientists, All Other	30	45.88	31.01	53.31	48.11
19-1031	Conservation Scientists	60	27.64	20.37	31.28	25.44

SOC	OCCUPATIONAL TITLE	Empl	(\$)Mean	(\$)Entry	(\$)Exp	(\$)Median
19-1032	Foresters	10	29.20	25.14	31.23	29.21
19-1041	Epidemiologists	20	42.33	26.73	50.13	31.28
19-1042	Medical Scientists, Except Epidemiologists	440	54.57	35.26	64.22	53.83
19-2012	Physicists	30	63.89	27.80	81.93	38.86
19-2031	Chemists	1,070	53.11	36.73	61.29	51.83
19-2032	Materials Scientists	60	48.57	27.85	58.93	40.82
19-2041	Environmental Scientists and Specialists, Including Health	300	29.01	20.37	33.33	27.96
19-2042	Geoscientists, Except Hydrologists and Geographers	110	40.19	26.76	46.91	42.57
19-2043	Hydrologists	20	32.85	26.41	36.07	31.33
19-3011	Economists	20	37.63	28.18	42.35	35.07
19-3031	Clinical, Counseling, and School Psychologists	570	38.47	24.36	45.53	36.66
19-3051	Urban and Regional Planners	210	31.68	24.67	35.19	30.84
19-3092	Geographers	20	32.83	27.80	35.34	29.71
19-3099	Social Scientists and Related Workers, All Other	50	33.78	18.33	41.51	35.95
19-4010	Agricultural and Food Science Technicians	40	20.56	14.28	23.70	18.30
19-4021	Biological Technicians	150	25.44	18.91	28.71	25.00
19-4031	Chemical Technicians	550	30.40	20.22	35.50	31.47
19-4042	Environmental Science and Protection Technicians, Including Health	160	18.29	12.99	20.93	17.69
19-4045	Geological and Hydrologic Technicians	20	26.27	17.86	30.48	26.78
19-4061	Social Science Research Assistants	50	29.17	20.81	33.35	27.21
19-4071	Forest and Conservation Technicians	20	15.52	11.88	17.33	14.55
19-4092	Forensic Science Technicians	30	24.96	16.75	29.07	26.03
19-4099	Life, Physical, and Social Science Technicians, All Other	NA	25.80	20.28	28.56	24.17
19-5011	Occupational Health and Safety Specialists	380	38.28	21.66	46.58	37.74
19-5012	Occupational Health and Safety Technicians	40	25.10	17.13	29.08	23.20
<b>21-0000</b>	<b>Community and Social Service Occupations</b>	6,610	23.95	15.67	28.08	22.02
21-1012	Educational, Guidance, and Career Counselors and Advisors	1,130	32.47	20.88	38.26	32.88
21-1015	Rehabilitation Counselors	310	17.39	12.91	19.63	16.78
21-1018	Substance Abuse, Behavioral Disorder, and Mental Health Counselors	590	23.35	16.02	27.01	22.11
21-1021	Child, Family, and School Social Workers	1,270	19.42	15.40	21.43	18.85
21-1022	Healthcare Social Workers	610	25.46	17.93	29.22	24.66

SOC	OCCUPATIONAL TITLE	Empl	(\$) Mean	(\$) Entry	(\$) Exp	(\$) Median
21-1023	Mental Health and Substance Abuse Social Workers	380	24.86	16.81	28.89	23.39
21-1091	Health Education Specialists	210	33.06	20.33	39.43	31.57
21-1093	Social and Human Service Assistants	770	17.27	13.17	19.32	16.70
21-1094	Community Health Workers	160	17.92	13.52	20.13	16.65
21-1099	Community and Social Service Specialists, All Other	370	20.46	14.70	23.34	20.36
21-2011	Clergy	50	30.98	21.54	35.70	28.36
<b>23-0000</b>	<b><u>Legal Occupations</u></b>	5,030	56.08	20.63	73.80	42.04
23-1021	Administrative Law Judges, Adjudicators, and Hearing Officers	80	31.59	18.83	37.97	25.76
23-1023	Judges, Magistrate Judges, and Magistrates	120	59.25	37.33	70.21	53.19
23-2011	Paralegals and Legal Assistants	1,620	24.94	15.11	29.85	23.22
23-2093	Title Examiners, Abstractors, and Searchers	NA	22.92	20.13	24.31	22.54
23-2099	Legal Support Workers, All Other	250	32.48	20.34	38.55	29.03
<b>25-0000</b>	<b><u>Educational Instruction and Library Occupations</u></b>	27,120	27.84	14.52	34.50	26.27
25-1021	Computer Science Teachers, Postsecondary	130	<b>93,952</b>	<b>60,201</b>	<b>110,828</b>	<b>85,506</b>
25-1022	Mathematical Science Teachers, Postsecondary	180	<b>80,682</b>	<b>50,236</b>	<b>95,906</b>	<b>76,863</b>
25-1052	Chemistry Teachers, Postsecondary	90	<b>94,381</b>	<b>58,223</b>	<b>112,461</b>	<b>83,353</b>
25-1081	Education Teachers, Postsecondary	200	<b>73,745</b>	<b>35,905</b>	<b>92,665</b>	<b>68,250</b>
25-1111	Criminal Justice and Law Enforcement Teachers, Postsecondary	40	<b>73,232</b>	<b>53,299</b>	<b>83,199</b>	<b>73,177</b>
25-1123	English Language and Literature Teachers, Postsecondary	310	<b>72,975</b>	<b>45,445</b>	<b>86,741</b>	<b>73,280</b>
25-1125	History Teachers, Postsecondary	60	<b>73,707</b>	<b>41,173</b>	<b>89,974</b>	<b>71,292</b>
25-1194	Career/Technical Education Teachers, Postsecondary	230	29.47	20.51	33.94	29.56
25-1199	Postsecondary Teachers, All Other	110	<b>71,265</b>	<b>44,044</b>	<b>84,876</b>	<b>72,838</b>
25-2011	Preschool Teachers, Except Special Education	1,920	14.12	11.02	15.67	13.57
25-2012	Kindergarten Teachers, Except Special Education	230	<b>62,997</b>	<b>46,269</b>	<b>71,362</b>	<b>61,531</b>
25-2021	Elementary School Teachers, Except Special Education	3,810	<b>66,142</b>	<b>47,883</b>	<b>75,271</b>	<b>65,318</b>
25-2022	Middle School Teachers, Except Special and Career/Technical Education	2,010	<b>64,718</b>	<b>47,877</b>	<b>73,139</b>	<b>64,922</b>
25-2031	Secondary School Teachers, Except Special and Career/Technical Education	3,140	<b>68,024</b>	<b>52,017</b>	<b>76,028</b>	<b>68,370</b>
25-2052	Special Education Teachers, Kindergarten and Elementary School	1,430	<b>63,181</b>	<b>47,073</b>	<b>71,234</b>	<b>61,076</b>
25-2057	Special Education Teachers, Middle School	NA	<b>65,188</b>	<b>52,859</b>	<b>71,352</b>	<b>66,972</b>
25-2058	Special Education Teachers, Secondary School	640	<b>69,604</b>	<b>52,127</b>	<b>78,342</b>	<b>68,157</b>

SOC	OCCUPATIONAL TITLE	Empl	(\$) Mean	(\$) Entry	(\$) Exp	(\$) Median
25-3011	Adult Basic and Secondary Education, and Second Language Instructors	NA	28.54	22.69	31.47	28.94
25-3021	Self-Enrichment Teachers	250	15.89	9.60	19.03	12.38
25-3031	Substitute Teachers, Short-Term	NA	15.13	11.53	16.93	14.07
25-4011	Archivists	40	23.72	17.84	26.67	22.99
25-4012	Curators	60	28.14	18.78	32.82	27.03
25-4022	Librarians and Media Collections Specialists	370	33.38	22.27	38.94	31.36
25-4031	Library Technicians	240	19.90	14.80	22.45	19.54
25-9021	Farm and Home Management Educators	130	27.68	20.32	31.36	27.20
25-9031	Instructional Coordinators	850	31.42	21.83	36.21	31.25
25-9044	Teaching Assistants, Postsecondary	40	<b>35,017</b>	<b>28,036</b>	<b>38,507</b>	<b>30,396</b>
25-9045	Teaching Assistants, Except Postsecondary	4,830	<b>33,469</b>	<b>24,297</b>	<b>38,056</b>	<b>33,086</b>
25-9099	Educational Instruction and Library Workers, All Other	50	25.54	18.85	28.88	26.88
<b>27-0000</b>	<b>Arts, Design, Entertainment, Sports, and Media Occupations</b>	4,010	25.23	12.17	31.76	21.74
27-1011	Art Directors	NA	46.58	32.72	53.51	45.26
27-1021	Commercial and Industrial Designers	NA	35.67	24.16	41.42	34.80
27-1023	Floral Designers	80	15.29	12.62	16.62	13.82
27-1024	Graphic Designers	350	27.64	18.80	32.06	27.88
27-1025	Interior Designers	130	28.47	16.51	34.45	23.40
27-1026	Merchandise Displayers and Window Trimmers	710	14.07	10.98	15.62	13.36
27-2012	Producers and Directors	40	31.80	20.68	37.36	29.26
27-3023	News Analysts, Reporters, and Journalists	100	27.19	14.84	33.36	22.86
27-3031	Public Relations Specialists	810	31.40	20.64	36.79	28.48
27-3041	Editors	170	27.14	21.02	30.21	27.87
27-3091	Interpreters and Translators	40	26.72	18.79	30.69	27.19
27-3092	Court Reporters and Simultaneous Captioners	60	29.13	16.81	35.29	33.43
27-4011	Audio and Video Technicians	70	25.01	18.57	28.22	25.47
27-4021	Photographers	120	20.88	13.49	24.58	19.79
<b>29-0000</b>	<b>Healthcare Practitioners and Technical Occupations</b>	30,010	41.53	21.97	51.30	33.78
29-1011	Chiropractors	130	41.80	29.69	47.85	43.20
29-1031	Dietitians and Nutritionists	160	30.52	23.76	33.91	30.61

SOC	OCCUPATIONAL TITLE	Empl	(\$) Mean	(\$) Entry	(\$) Exp	(\$) Median
29-1041	Optometrists	NA	65.66	37.90	79.54	65.01
29-1051	Pharmacists	840	63.25	56.03	66.85	64.16
29-1071	Physician Assistants	440	53.86	43.61	58.98	52.35
29-1122	Occupational Therapists	550	39.60	29.86	44.47	38.43
29-1123	Physical Therapists	930	46.76	34.61	52.83	46.18
29-1124	Radiation Therapists	50	47.55	36.37	53.14	48.63
29-1125	Recreational Therapists	110	23.15	17.33	26.06	22.08
29-1126	Respiratory Therapists	490	32.81	26.04	36.19	32.23
29-1127	Speech-Language Pathologists	690	40.79	28.57	46.90	41.11
29-1128	Exercise Physiologists	60	22.50	16.64	25.43	19.84
29-1131	Veterinarians	220	54.11	36.71	62.81	49.07
29-1141	Registered Nurses	11,410	35.74	27.12	40.05	34.67
29-1161	Nurse Midwives	40	46.20	35.61	51.49	46.46
29-1171	Nurse Practitioners	740	53.96	41.98	59.95	53.02
29-1181	Audiologists	40	39.54	31.97	43.32	39.41
29-1215	Family Medicine Physicians	560	107.18	68.96	126.29	96.34
29-1218	Obstetricians and Gynecologists	110	138.06	N/A	N/A	N/A
29-1221	Pediatricians, General	140	90.88	66.98	102.84	87.20
29-1228	Physicians, All Other and Ophthalmologists, Except Pediatric	1,380	105.74	43.10	137.06	N/A
29-1248	Surgeons, Except Ophthalmologists	120	127.89	N/A	N/A	N/A
29-1292	Dental Hygienists	540	41.48	34.20	45.12	43.12
29-1298	Acupuncturists and Healthcare Diagnosing/Treating Practitioners, All Other	60	41.21	32.91	45.36	42.46
29-2010	Clinical Laboratory Technologists and Technicians	590	28.17	18.72	32.90	29.00
29-2031	Cardiovascular Technologists and Technicians	260	27.46	16.80	32.79	26.00
29-2032	Diagnostic Medical Sonographers	200	35.88	28.97	39.34	35.45
29-2033	Nuclear Medicine Technologists	80	40.59	33.51	44.12	39.94
29-2034	Radiologic Technologists and Technicians	670	30.64	23.55	34.18	29.56
29-2035	Magnetic Resonance Imaging Technologists	160	36.81	31.76	39.33	36.98
29-2040	Emergency Medical Technicians and Paramedics	1,060	21.89	16.59	24.54	19.44
29-2051	Dietetic Technicians	80	16.62	13.31	18.28	15.63
29-2052	Pharmacy Technicians	1,270	16.93	12.56	19.11	15.81
29-2053	Psychiatric Technicians	260	15.76	13.30	16.99	15.50

SOC	OCCUPATIONAL TITLE	Empl	(\$) Mean	(\$) Entry	(\$) Exp	(\$) Median
29-2055	Surgical Technologists	280	25.00	19.95	27.53	24.31
29-2056	Veterinary Technologists and Technicians	400	16.62	13.35	18.25	15.90
29-2057	Ophthalmic Medical Technicians	230	19.60	15.80	21.50	18.50
29-2061	Licensed Practical and Licensed Vocational Nurses	2,290	25.92	21.50	28.14	26.11
29-2081	Opticians, Dispensing	360	18.50	12.81	21.35	18.42
29-2091	Orthotists and Prosthetists	20	37.94	26.96	43.43	38.98
29-2098	Medical Dosimetrists, Medical Records Specialists, Health Technicians, All Other	920	23.49	16.34	27.07	22.84
29-9091	Athletic Trainers	60	<b>49,026</b>	<b>43,181</b>	<b>51,949</b>	<b>47,319</b>
29-9098	Health Info. Techs., Med. Registrars, Surgical Assts., and Healthcare Practs., All Other	140	24.06	14.94	28.61	21.40
<b>31-0000</b>	<b><u>Healthcare Support Occupations</u></b>	18,690	15.14	11.24	17.09	14.07
31-1120	Home Health and Personal Care Aides	8,040	12.19	11.11	12.72	11.65
31-1131	Nursing Assistants	4,930	15.86	13.82	16.88	15.69
31-1132	Orderlies	390	16.43	13.42	17.93	16.36
31-1133	Psychiatric Aides	170	15.78	13.93	16.71	14.44
31-2011	Occupational Therapy Assistants	150	29.58	21.32	33.70	28.87
31-2022	Physical Therapist Aides	160	14.00	10.98	15.51	13.26
31-9091	Dental Assistants	670	19.18	14.78	21.38	18.65
31-9092	Medical Assistants	2,730	16.71	13.02	18.55	16.33
31-9093	Medical Equipment Preparers	190	20.82	15.53	23.46	20.85
31-9094	Medical Transcriptionists	60	17.76	12.78	20.25	17.73
31-9095	Pharmacy Aides	NA	12.74	10.95	13.64	11.73
31-9096	Veterinary Assistants and Laboratory Animal Caretakers	190	14.23	11.04	15.82	13.51
31-9097	Phlebotomists	450	19.48	15.61	21.42	19.03
<b>33-0000</b>	<b><u>Protective Service Occupations</u></b>	10,140	23.73	12.84	29.17	20.70
33-1012	First-Line Supervisors of Police and Detectives	370	51.87	41.20	57.20	51.29
33-1021	First-Line Supervisors of Firefighting and Prevention Workers	40	37.01	26.52	42.26	37.30
33-1090	Miscellaneous First-Line Supervisors, Protective Service Workers	370	21.62	15.59	24.63	19.91
33-2011	Firefighters	500	22.58	17.20	25.27	19.28
33-2021	Fire Inspectors and Investigators	100	27.26	20.89	30.45	25.63
33-3011	Bailiffs	100	16.56	13.93	17.88	16.88

SOC	OCCUPATIONAL TITLE	Empl	(\$) Mean	(\$) Entry	(\$) Exp	(\$) Median
33-3021	Detectives and Criminal Investigators	NA	45.94	26.54	55.63	35.71
33-3041	Parking Enforcement Workers	40	20.49	17.31	22.08	19.28
33-3051	Police and Sheriff's Patrol Officers	1,800	37.02	26.13	42.47	36.49
33-9021	Private Detectives and Investigators	320	32.99	27.03	35.97	32.41
33-9032	Security Guards	3,100	14.66	11.37	16.30	13.84
33-9091	Crossing Guards and Flaggers	460	15.12	12.49	16.43	14.61
33-9092	Lifeguards, Ski Patrol, and Other Recreational Protective Service Workers	270	11.95	10.52	12.67	11.41
33-9098	School Bus Monitors and Protective Service Workers, All Other	430	14.55	11.28	16.19	13.44
<b>35-0000</b>	<b><u>Food Preparation and Serving Related Occupations</u></b>	34,360	13.16	9.74	14.88	11.14
35-1011	Chefs and Head Cooks	410	27.83	20.08	31.70	28.11
35-1012	First-Line Supervisors of Food Preparation and Serving Workers	2,710	20.89	15.40	23.64	20.55
35-2011	Cooks, Fast Food	1,080	11.42	9.75	12.25	10.90
35-2012	Cooks, Institution and Cafeteria	2,370	17.43	13.84	19.22	17.61
35-2014	Cooks, Restaurant	2,680	14.37	10.46	16.32	13.74
35-2015	Cooks, Short Order	140	11.11	10.17	11.59	10.91
35-2021	Food Preparation Workers	3,050	12.15	9.80	13.33	11.52
35-3011	Bartenders	1,430	13.35	9.59	15.23	10.94
35-3023	Fast Food and Counter Workers	10,490	10.82	9.75	11.35	10.09
35-3031	Waiters and Waitresses	5,370	12.88	9.53	14.56	9.93
35-3041	Food Servers, Nonrestaurant	880	12.27	10.40	13.21	11.35
35-9011	Dining Room and Cafeteria Attendants and Bartender Helpers	1,190	10.73	9.63	11.28	9.86
35-9021	Dishwashers	1,200	11.40	9.95	12.13	11.03
35-9031	Hosts and Hostesses, Restaurant, Lounge, and Coffee Shop	1,290	10.62	9.63	11.12	9.98
35-9099	Food Preparation and Serving Related Workers, All Other	60	12.61	9.71	14.06	9.87
<b>37-0000</b>	<b><u>Building and Grounds Cleaning and Maintenance Occupations</u></b>	14,830	15.78	11.06	18.14	14.47
37-1011	First-Line Supervisors of Housekeeping and Janitorial Workers	740	23.54	15.61	27.50	22.76
37-1012	First-Line Supervisors of Landscaping and Groundskeeping Workers	280	28.28	23.15	30.84	28.56
37-2011	Janitors and Cleaners, Except Maids and Housekeeping Cleaners	8,400	14.46	11.03	16.18	13.18
37-2012	Maids and Housekeeping Cleaners	1,460	12.13	10.18	13.11	11.48
37-2019	Building Cleaning Workers, All Other	NA	14.96	13.59	15.65	14.79

SOC	OCCUPATIONAL TITLE	Empl	(\$) Mean	(\$) Entry	(\$) Exp	(\$) Median
37-2021	Pest Control Workers	240	21.68	15.68	24.68	21.45
37-3011	Landscaping and Groundskeeping Workers	3,430	17.43	12.99	19.65	16.59
37-3012	Pesticide Handlers, Sprayers, and Applicators, Vegetation	70	15.71	12.54	17.29	15.30
<b>39-0000</b>	<b><u>Personal Care and Service Occupations</u></b>	8,870	15.25	10.34	17.71	12.60
39-1013	First-Line Supervisors of Gambling Services Workers	NA	27.09	19.74	30.76	27.65
39-1098	First-Line Supvrs. of Personal Service and Entertainment/Recreation Workers	570	24.24	16.19	28.27	23.06
39-2011	Animal Trainers	40	19.61	12.92	22.95	18.46
39-2021	Animal Caretakers	670	13.08	10.38	14.43	11.71
39-3031	Ushers, Lobby Attendants, and Ticket Takers	NA	12.08	10.27	12.98	11.38
39-3091	Amusement and Recreation Attendants	1,270	11.35	9.99	12.02	10.85
39-3093	Locker Room, Coatroom, and Dressing Room Attendants	20	11.20	9.53	12.04	10.04
39-4021	Funeral Attendants	100	18.10	12.49	20.91	18.26
39-4031	Morticians, Undertakers, and Funeral Arrangers	80	35.32	22.59	41.68	36.24
39-5012	Hairdressers, Hairstylists, and Cosmetologists	1,370	17.14	10.43	20.50	14.91
39-5092	Manicurists and Pedicurists	NA	12.91	9.91	14.41	12.05
39-5093	Shampooers	190	10.54	9.73	10.95	9.96
39-6011	Baggage Porters and Bellhops	40	13.78	9.76	15.79	12.67
39-6012	Concierges	40	13.60	10.73	15.04	12.95
39-7010	Tour and Travel Guides	190	13.24	11.06	14.33	13.05
39-9011	Childcare Workers	630	11.27	9.69	12.05	10.19
39-9031	Exercise Trainers and Group Fitness Instructors	870	17.26	10.92	20.43	16.08
39-9032	Recreation Workers	720	14.34	10.58	16.22	13.25
39-9041	Residential Advisors	620	14.15	11.50	15.47	13.47
<b>41-0000</b>	<b><u>Sales and Related Occupations</u></b>	40,520	20.70	10.74	25.67	14.30
41-1011	First-Line Supervisors of Retail Sales Workers	3,460	24.36	15.70	28.69	22.85
41-1012	First-Line Supervisors of Non-Retail Sales Workers	620	44.48	28.18	52.64	38.56
41-2011	Cashiers	12,700	11.67	10.27	12.38	11.23
41-2012	Gambling Change Persons and Booth Cashiers	30	13.73	11.23	14.98	13.16
41-2021	Counter and Rental Clerks	990	16.52	12.53	18.52	15.91
41-2022	Parts Salespersons	770	17.54	12.60	20.02	15.82



SOC	OCCUPATIONAL TITLE	Empl	(\$) Mean	(\$) Entry	(\$) Exp	(\$) Median
41-2031	Retail Salespersons	10,440	13.75	10.56	15.34	12.02
41-3011	Advertising Sales Agents	270	34.04	15.56	43.28	35.09
41-3021	Insurance Sales Agents	1,560	31.27	17.39	38.21	24.75
41-3031	Securities, Commodities, and Financial Services Sales Agents	1,580	45.48	26.89	54.78	40.13
41-3041	Travel Agents	120	24.06	16.41	27.88	24.25
41-3091	Sales Representatives of Services	2,790	34.18	17.73	42.40	28.78
41-4011	Sales Rep., Wholesale and Manuf., Technical and Scientific Products	1,060	51.64	34.79	60.07	49.07
41-4012	Sales Rep., Wholesale and Manuf., Except Tech. and Scientific Products	2,990	32.34	20.35	38.34	29.66
41-9011	Demonstrators and Product Promoters	NA	14.08	13.01	14.61	14.27
41-9021	Real Estate Brokers	20	36.65	26.65	41.65	36.29
41-9022	Real Estate Sales Agents	560	23.79	13.90	28.74	18.27
41-9031	Sales Engineers	40	58.97	41.24	67.84	60.04
41-9041	Telemarketers	NA	14.21	11.69	15.48	13.46
<b>43-0000</b>	<b>Office and Administrative Support Occupations</b>	<b>63,100</b>	<b>20.31</b>	<b>13.48</b>	<b>23.73</b>	<b>18.82</b>
43-1011	First-Line Supervisors of Office and Administrative Support Workers	5,170	30.89	20.87	35.90	29.43
43-2011	Switchboard Operators, Including Answering Service	190	15.05	10.76	17.20	14.93
43-2021	Telephone Operators	30	19.36	16.28	20.90	18.99
43-3011	Bill and Account Collectors	1,100	19.65	14.85	22.05	18.45
43-3021	Billing and Posting Clerks	1,650	21.75	15.68	24.78	21.58
43-3031	Bookkeeping, Accounting, and Auditing Clerks	5,850	21.29	15.56	24.16	21.16
43-3041	Gambling Cage Workers	NA	13.83	11.20	15.14	13.46
43-3051	Payroll and Timekeeping Clerks	490	19.46	12.48	22.95	19.33
43-3061	Procurement Clerks	140	19.46	14.25	22.07	18.96
43-3071	Tellers	1,260	16.43	13.22	18.03	16.51
43-3099	Financial Clerks, All Other	160	22.23	16.88	24.91	21.71
43-4011	Brokerage Clerks	230	29.11	23.43	31.96	28.34
43-4031	Court, Municipal, and License Clerks	880	18.03	15.03	19.53	17.88
43-4041	Credit Authorizers, Checkers, and Clerks	NA	21.21	16.11	23.75	21.11
43-4051	Customer Service Representatives	8,380	19.64	13.88	22.52	18.50
43-4061	Eligibility Interviewers, Government Programs	110	18.71	14.01	21.06	17.29
43-4071	File Clerks	370	15.08	10.93	17.16	14.02

SOC	OCCUPATIONAL TITLE	Empl	(\$) Mean	(\$) Entry	(\$) Exp	(\$) Median
43-4081	Hotel, Motel, and Resort Desk Clerks	440	12.47	10.22	13.60	12.02
43-4111	Interviewers, Except Eligibility and Loan	560	21.20	16.34	23.63	21.21
43-4121	Library Assistants, Clerical	470	12.03	10.54	12.77	11.25
43-4131	Loan Interviewers and Clerks	1,070	20.32	15.81	22.58	19.41
43-4141	New Accounts Clerks	140	19.72	17.72	20.71	18.96
43-4151	Order Clerks	290	17.18	11.68	19.93	17.00
43-4161	Human Resources Assistants, Except Payroll and Timekeeping	340	19.68	15.46	21.79	19.04
43-4171	Receptionists and Information Clerks	2,200	13.71	10.54	15.30	13.32
43-4199	Information and Record Clerks, All Other	320	21.45	15.90	24.23	21.69
43-5011	Cargo and Freight Agents	130	17.55	11.44	20.60	12.54
43-5021	Couriers and Messengers	340	14.40	10.72	16.24	14.09
43-5031	Public Safety Telecommunicators	260	22.11	16.99	24.67	21.95
43-5032	Dispatchers, Except Police, Fire, and Ambulance	590	20.11	14.83	22.75	18.70
43-5041	Meter Readers, Utilities	100	23.89	15.57	28.05	23.44
43-5051	Postal Service Clerks	270	25.27	18.64	28.59	24.60
43-5052	Postal Service Mail Carriers	1,110	25.43	18.39	28.95	24.36
43-5053	Postal Service Mail Sorters, Processors, and Processing Machine Operators	400	25.28	17.83	29.00	29.62
43-5061	Production, Planning, and Expediting Clerks	470	26.36	18.03	30.53	26.07
43-5071	Shipping, Receiving, and Inventory Clerks	3,040	16.11	12.92	17.70	14.97
43-5111	Weighers, Measurers, Checkers, and Samplers, Recordkeeping	140	18.68	14.16	20.94	18.94
43-6011	Executive Secretaries and Executive Administrative Assistants	1,450	33.81	24.84	38.29	34.39
43-6012	Legal Secretaries and Administrative Assistants	1,100	24.21	16.63	28.00	23.05
43-6013	Medical Secretaries and Administrative Assistants	4,970	17.79	13.82	19.78	17.45
43-6014	Secretaries and Admin. Assistants, Except Legal, Medical, and Executive	6,420	19.88	14.94	22.35	19.19
43-9021	Data Entry Keyers	400	16.54	11.91	18.86	16.08
43-9022	Word Processors and Typists	40	21.78	18.00	23.67	21.77
43-9041	Insurance Claims and Policy Processing Clerks	700	21.89	17.42	24.12	21.79
43-9051	Mail Clerks and Mail Machine Operators, Except Postal Service	NA	15.37	12.60	16.76	14.67
43-9061	Office Clerks, General	5,520	15.12	10.98	17.19	14.07
43-9071	Office Machine Operators, Except Computer	340	18.47	13.39	21.01	17.75
43-9081	Proofreaders and Copy Markers	NA	20.96	14.74	24.07	21.25
43-9199	Office and Administrative Support Workers, All Other	540	20.89	12.98	24.84	21.19

SOC	OCCUPATIONAL TITLE	Empl	(\$) Mean	(\$) Entry	(\$) Exp	(\$) Median
<b>45-0000</b>	<b><u>Farming, Fishing, and Forestry Occupations</u></b>	920	16.45	11.49	18.93	14.82
45-1011	First-Line Supervisors of Farming, Fishing, and Forestry Workers	80	25.57	18.85	28.93	24.82
45-2041	Graders and Sorters, Agricultural Products	120	14.10	13.44	14.42	13.99
45-2091	Agricultural Equipment Operators	40	21.29	17.55	23.16	19.65
45-2092	Farmworkers and Laborers, Crop, Nursery, and Greenhouse	NA	12.42	10.62	13.32	11.35
45-2093	Farmworkers, Farm, Ranch, and Aquacultural Animals	140	15.64	12.80	17.06	14.68
<b>47-0000</b>	<b><u>Construction and Extraction Occupations</u></b>	17,200	25.35	16.05	29.99	23.50
47-1011	First-Line Supervisors of Construction Trades and Extraction Workers	2,140	36.11	26.33	41.01	35.17
47-2011	Boilermakers	NA	38.69	31.62	42.22	36.69
47-2021	Brickmasons and Blockmasons	NA	26.18	19.97	29.29	25.76
47-2031	Carpenters	1,980	24.07	17.33	27.44	22.58
47-2041	Carpet Installers	170	26.72	18.72	30.72	26.89
47-2044	Tile and Stone Setters	70	18.82	15.21	20.63	17.95
47-2051	Cement Masons and Concrete Finishers	380	25.02	18.78	28.14	24.50
47-2061	Construction Laborers	2,000	18.70	14.06	21.01	17.95
47-2071	Paving, Surfacing, and Tamping Equipment Operators	320	21.30	16.99	23.46	19.10
47-2073	Operating Engineers and Other Construction Equipment Operators	1,330	22.61	16.85	25.49	21.43
47-2081	Drywall and Ceiling Tile Installers	170	21.67	16.15	24.44	21.33
47-2111	Electricians	2,210	28.08	18.35	32.95	26.74
47-2121	Glaziers	40	19.15	14.71	21.37	18.37
47-2131	Insulation Workers, Floor, Ceiling, and Wall	NA	20.68	16.41	22.82	20.56
47-2132	Insulation Workers, Mechanical	120	25.78	18.53	29.41	25.96
47-2141	Painters, Construction and Maintenance	640	19.37	15.28	21.41	18.75
47-2151	Pipelayers	120	21.72	16.05	24.56	20.68
47-2152	Plumbers, Pipefitters, and Steamfitters	1,090	29.36	20.09	33.99	28.56
47-2181	Roofers	260	21.48	14.36	25.04	20.64
47-2211	Sheet Metal Workers	NA	28.43	18.11	33.59	29.44
47-2221	Structural Iron and Steel Workers	340	31.24	21.18	36.28	31.91
47-3011	Helpers--Brick-, Block-, Stonemasons, and Tile and Marble Setters	160	18.23	13.60	20.54	17.62
47-3012	Helpers--Carpenters	210	13.25	11.17	14.29	13.39
47-3013	Helpers--Electricians	210	15.38	10.40	17.87	13.89

SOC	OCCUPATIONAL TITLE	Empl	(\$) Mean	(\$) Entry	(\$) Exp	(\$) Median
47-3015	Helpers--Pipelayers, Plumbers, Pipefitters, and Steamfitters	220	15.23	12.99	16.35	14.99
47-3019	Helpers, Construction Trades, All Other	90	15.56	12.58	17.05	14.48
47-4011	Construction and Building Inspectors	510	29.67	21.16	33.93	28.94
47-4021	Elevator and Escalator Installers and Repairers	NA	37.76	31.36	40.95	36.69
47-4031	Fence Erectors	160	20.09	15.17	22.55	20.59
47-4041	Hazardous Materials Removal Workers	NA	19.58	17.26	20.74	18.97
47-4051	Highway Maintenance Workers	NA	17.68	12.95	20.04	15.49
47-4071	Septic Tank Servicers and Sewer Pipe Cleaners	120	22.11	14.68	25.83	20.94
47-4090	Miscellaneous Construction and Related Workers	170	21.37	16.43	23.84	18.78
47-5022	Excavating and Loading Machine and Dragline Operators, Surface Mining	60	28.16	21.70	31.40	28.52
47-5097	Earth Drillers, Except Oil and Gas	70	26.79	20.38	30.00	25.44
<b>49-0000</b>	<b>Installation, Maintenance, and Repair Occupations</b>	16,460	26.22	15.60	31.53	24.83
49-1011	First-Line Supervisors of Mechanics, Installers, and Repairers	1,720	36.74	25.93	42.15	35.87
49-2011	Computer, Automated Teller, and Office Machine Repairers	250	21.90	15.85	24.93	21.66
49-2021	Radio, Cellular, and Tower Equipment Installers and Repairers	50	23.19	18.59	25.50	23.17
49-2022	Telecommunications Equip. Installers and Repairers, Except Line Installers	350	24.82	17.15	28.66	24.40
49-2091	Avionics Technicians	60	32.64	27.27	35.32	31.87
49-2092	Electric Motor, Power Tool, and Related Repairers	NA	20.66	14.78	23.59	18.79
49-2094	Electrical and Electronics Repairers, Commercial and Industrial Equipment	180	32.54	25.61	36.00	33.21
49-2095	Electrical and Electronics Repairers, Powerhouse, Substation, and Relay	50	42.19	34.14	46.21	44.86
49-2096	Electronic Equipment Installers and Repairers, Motor Vehicles	40	22.66	16.11	25.93	23.89
49-2097	Audiovisual Equipment Installers and Repairers	NA	22.44	16.85	25.23	21.69
49-2098	Security and Fire Alarm Systems Installers	200	27.20	19.23	31.19	27.44
49-3011	Aircraft Mechanics and Service Technicians	320	33.10	26.95	36.17	32.99
49-3021	Automotive Body and Related Repairers	380	21.87	15.18	25.21	20.85
49-3023	Automotive Service Technicians and Mechanics	1,830	22.69	14.68	26.69	21.72
49-3031	Bus and Truck Mechanics and Diesel Engine Specialists	560	22.79	16.60	25.88	22.00
49-3041	Farm Equipment Mechanics and Service Technicians	90	20.50	14.72	23.39	20.76
49-3042	Mobile Heavy Equipment Mechanics, Except Engines	440	27.00	19.36	30.83	26.61
49-3051	Motorboat Mechanics and Service Technicians	90	20.12	13.89	23.24	20.13
49-3052	Motorcycle Mechanics	NA	14.96	13.86	15.51	14.68

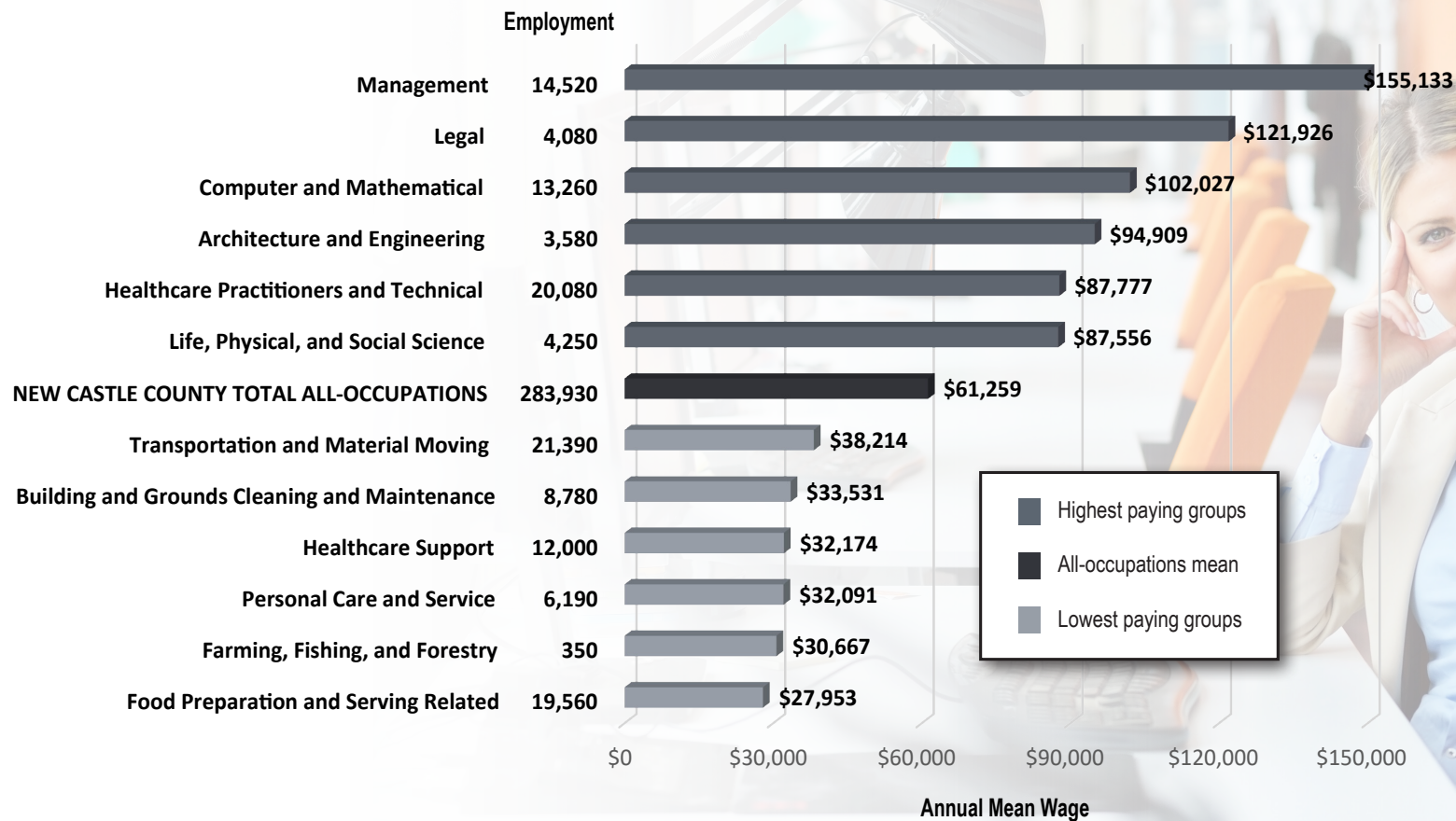
SOC	OCCUPATIONAL TITLE	Empl	(\$) Mean	(\$) Entry	(\$) Exp	(\$) Median
49-3053	Outdoor Power Equipment and Other Small Engine Mechanics	210	20.59	16.60	22.59	20.61
49-3093	Tire Repairers and Changers	180	12.54	10.50	13.55	11.40
49-9011	Mechanical Door Repairers	60	19.98	12.67	23.63	17.84
49-9012	Control and Valve Installers and Repairers, Except Mechanical Door	30	23.97	20.12	25.89	22.60
49-9021	Heating, Air Conditioning, and Refrigeration Mechanics and Installers	1,490	25.94	19.71	29.05	24.84
49-9031	Home Appliance Repairers	80	20.60	15.23	23.29	18.92
49-9041	Industrial Machinery Mechanics	900	29.22	21.31	33.17	28.91
49-9043	Maintenance Workers, Machinery	80	25.17	17.30	29.11	24.15
49-9044	Millwrights	80	30.80	23.43	34.49	31.92
49-9051	Electrical Power-Line Installers and Repairers	370	38.27	27.76	43.52	39.93
49-9069	Precision Instrument and Equipment Repairers, All Other	160	30.94	23.52	34.65	30.94
49-9071	Maintenance and Repair Workers, General	3,080	20.35	14.82	23.11	18.98
49-9094	Locksmiths and Safe Repairers	30	23.87	14.35	28.64	26.48
49-9095	Manufactured Building and Mobile Home Installers	30	19.96	14.07	22.90	20.20
49-9098	Helpers--Installation, Maintenance, and Repair Workers	810	14.13	10.57	15.91	13.53
49-9099	Installation, Maintenance, and Repair Workers, All Other	240	18.50	12.40	21.55	16.65
<b>51-0000</b>	<b>Production Occupations</b>	<b>17,930</b>	<b>19.67</b>	<b>12.83</b>	<b>23.09</b>	<b>15.76</b>
51-1011	First-Line Supervisors of Production and Operating Workers	1,310	34.94	24.44	40.19	32.40
51-2028	Electrical, Electronic, and Electromechanical Assemblers	410	16.93	12.73	19.04	15.21
51-2041	Structural Metal Fabricators and Fitters	150	22.43	18.91	24.18	22.56
51-2090	Miscellaneous Assemblers and Fabricators	1,330	16.75	12.73	18.76	16.16
51-3011	Bakers	160	14.69	11.78	16.14	14.67
51-3021	Butchers and Meat Cutters	150	20.40	15.14	23.03	20.15
51-3022	Meat, Poultry, and Fish Cutters and Trimmers	5,240	13.81	12.64	14.39	13.87
51-3023	Slaughterers and Meat Packers	160	14.75	11.57	16.35	14.88
51-3092	Food Batchmakers	180	13.97	12.05	14.93	13.94
51-3099	Food Processing Workers, All Other	200	14.55	13.34	15.15	14.43
51-4021	Extruding and Drawing Machine Operators, Metal and Plastic	240	19.11	15.50	20.91	18.75
51-4031	Cutting, Punching, and Press Machine Operators, Metal and Plastic	230	18.24	15.13	19.80	18.16
51-4033	Grinding, Lapping, Polishing, and Buffing Mach. Operators, Metal and Plastic	50	15.04	11.64	16.74	14.84
51-4041	Machinists	320	27.81	21.42	31.01	28.39

SOC	OCCUPATIONAL TITLE	Empl	(\$) Mean	(\$) Entry	(\$) Exp	(\$) Median
51-4072	Molding, Coremaking, and Casting Machine Operators, Metal and Plastic	90	17.30	13.22	19.33	16.62
51-4111	Tool and Die Makers	NA	22.92	19.94	24.41	23.10
51-4121	Welders, Cutters, Solderers, and Brazers	600	26.58	17.32	31.21	25.82
51-5111	Prepress Technicians and Workers	50	25.99	19.15	29.41	26.06
51-5112	Printing Press Operators	260	18.08	12.98	20.63	17.01
51-5113	Print Binding and Finishing Workers	50	19.88	12.24	23.71	19.32
51-6011	Laundry and Dry-Cleaning Workers	570	12.10	10.18	13.07	11.42
51-6021	Pressers, Textile, Garment, and Related Materials	10	11.87	10.68	12.47	11.01
51-6031	Sewing Machine Operators	70	15.16	11.94	16.76	14.67
51-6052	Tailors, Dressmakers, and Custom Sewers	50	14.06	11.20	15.49	11.98
51-6093	Upholsterers	NA	19.14	15.31	21.05	18.71
51-6099	Textile, Apparel, and Furnishings Workers, All Other	NA	18.10	12.70	20.81	17.73
51-7011	Cabinetmakers and Bench Carpenters	220	22.03	15.03	25.52	20.76
51-7021	Furniture Finishers	10	19.27	13.82	21.99	20.87
51-7042	Woodworking Machine Setters, Operators, and Tenders, Except Sawing	30	16.84	12.63	18.94	16.34
51-8012	Power Distributors and Dispatchers	60	46.11	37.88	50.22	46.81
51-8021	Stationary Engineers and Boiler Operators	50	33.46	27.77	36.31	33.00
51-8031	Water and Wastewater Treatment Plant and System Operators	270	24.49	17.67	27.90	23.68
51-8091	Chemical Plant and System Operators	NA	32.65	21.39	38.29	34.29
51-9011	Chemical Equipment Operators and Tenders	450	28.77	21.21	32.55	28.79
51-9012	Separating, Filtering, Clarifying, Precipitating, and Still Machine Operators	50	17.82	13.92	19.76	17.11
51-9021	Crushing, Grinding, and Polishing Machine Setters, Operators, and Tenders	50	20.34	14.15	23.44	21.29
51-9023	Mixing and Blending Machine Setters, Operators, and Tenders	290	20.92	12.72	25.02	18.29
51-9032	Cutting and Slicing Machine Setters, Operators, and Tenders	NA	18.44	12.71	21.31	18.21
51-9061	Inspectors, Testers, Sorters, Samplers, and Weighers	820	22.51	13.69	26.93	20.84
51-9081	Dental Laboratory Technicians	110	21.43	15.01	24.64	20.40
51-9111	Packaging and Filling Machine Operators and Tenders	1,010	16.16	12.79	17.85	14.63
51-9124	Coating, Painting, and Spraying Machine Setters, Operators, and Tenders	130	21.50	13.65	25.42	20.99
51-9161	Computer Numerically Controlled Tool Operators	100	19.03	14.10	21.49	18.53
51-9162	Computer Numerically Controlled Tool Programmers	20	26.89	19.10	30.79	25.88
51-9195	Molders, Shapers, and Casters, Except Metal and Plastic	70	17.96	13.98	19.94	18.03
51-9198	Helpers--Production Workers	310	14.23	10.51	16.09	14.16

SOC	OCCUPATIONAL TITLE	Empl	(\$) Mean	(\$) Entry	(\$) Exp	(\$) Median
<b>53-0000</b>	<b><u>Transportation and Material Moving Occupations</u></b>	34,630	18.00	11.50	21.25	15.84
53-1041	Aircraft Cargo Handling Supervisors	NA	36.20	34.80	36.91	36.50
53-1047	First-Line Supervisors of Transportation and Material-Moving Workers	1,490	29.22	20.05	33.81	27.94
53-2012	Commercial Pilots	250	<b>106,509</b>	<b>73,666</b>	<b>122,931</b>	<b>105,925</b>
53-3011	Ambulance Drivers and Attendants, Except Emergency Medical Technicians	100	14.64	13.78	15.07	14.48
53-3031	Driver/Sales Workers	NA	13.70	9.51	15.79	11.83
53-3032	Heavy and Tractor-Trailer Truck Drivers	4,510	23.06	17.38	25.90	22.81
53-3033	Light Truck Drivers	2,970	18.59	12.05	21.86	16.81
53-3052	Bus Drivers, Transit and Intercity	440	22.49	15.68	25.89	22.35
53-3058	Passenger Vehicle Drivers, Except Bus Drivers, Transit and Intercity	2,440	17.56	12.86	19.91	17.53
53-3099	Motor Vehicle Operators, All Other	NA	22.41	13.86	26.68	24.14
53-5011	Sailors and Marine Oilers	30	23.66	15.97	27.50	23.74
53-5021	Captains, Mates, and Pilots of Water Vessels	80	33.12	25.70	36.83	30.69
53-6021	Parking Attendants	270	11.89	10.07	12.80	11.42
53-6031	Automotive and Watercraft Service Attendants	120	13.08	10.90	14.17	12.06
53-6061	Passenger Attendants	NA	14.71	10.49	16.82	13.44
53-7021	Crane and Tower Operators	210	28.39	18.79	33.20	30.10
53-7051	Industrial Truck and Tractor Operators	3,900	19.87	14.65	22.48	18.44
53-7061	Cleaners of Vehicles and Equipment	990	14.22	10.52	16.07	13.47
53-7062	Laborers and Freight, Stock, and Material Movers, Hand	4,330	15.03	10.90	17.10	13.73
53-7063	Machine Feeders and Offbearers	180	15.29	14.34	15.76	14.99
53-7064	Packers and Packagers, Hand	3,170	13.46	10.74	14.82	13.59
53-7065	Stockers and Order Fillers	6,290	13.12	10.59	14.39	12.17
53-7081	Refuse and Recyclable Material Collectors	250	22.80	14.72	26.84	22.33

# NEW CASTLE COUNTY DATA

## Annual Mean Wages and Employment for the Highest and Lowest Paying Major Occupational Groups





SOC	OCCUPATIONAL TITLE	Empl	(\$) Mean	(\$) Entry	(\$) Exp	(\$) Median
00-0000	Total all occupations	283,930	29.45	12.77	37.79	22.76
<b>11-0000</b>	<b>Management Occupations</b>	14,520	74.58	42.47	90.64	68.66
11-1011	Chief Executives	160	109.39	49.65	139.26	N/A
11-1021	General and Operations Managers	2,820	81.14	44.03	99.70	71.59
11-2021	Marketing Managers	1,000	79.74	54.59	92.32	75.62
11-2022	Sales Managers	770	82.96	57.82	95.53	80.75
11-2030	Public Relations and Fundraising Managers	200	67.92	41.14	81.31	60.54
11-3010	Administrative Services and Facilities Managers	630	64.80	42.11	76.15	59.21
11-3021	Computer and Information Systems Managers	1,420	83.83	54.36	98.57	78.02
11-3031	Financial Managers	2,070	85.24	55.09	100.32	79.78
11-3051	Industrial Production Managers	250	68.11	50.07	77.12	66.02
11-3061	Purchasing Managers	220	97.34	63.19	114.42	86.89
11-3071	Transportation, Storage, and Distribution Managers	260	67.22	43.61	79.03	66.87
11-3111	Compensation and Benefits Managers	20	81.54	35.97	104.33	88.49
11-3121	Human Resources Managers	300	77.24	48.80	91.46	72.23
11-3131	Training and Development Managers	70	68.55	47.81	78.92	66.45
11-9021	Construction Managers	410	62.29	44.35	71.26	61.98
11-9031	Education and Childcare Administrators, Preschool and Daycare	180	32.92	20.70	39.04	29.31
11-9032	Education Administrators, Kindergarten through Secondary	430	<b>120,889</b>	<b>100,625</b>	<b>131,022</b>	<b>122,927</b>
11-9033	Education Administrators, Postsecondary	210	67.88	39.26	82.20	57.73
11-9039	Education Administrators, All Other	50	51.69	33.84	60.62	44.94
11-9041	Architectural and Engineering Managers	300	78.53	59.21	88.19	75.36
11-9051	Food Service Managers	220	37.46	27.86	42.26	33.08
11-9081	Lodging Managers	10	45.07	34.13	50.54	38.36
11-9111	Medical and Health Services Managers	720	65.89	39.19	79.24	55.64
11-9121	Natural Sciences Managers	280	98.96	66.60	115.14	90.71
11-9131	Postmasters and Mail Superintendents	10	43.66	38.11	46.44	42.25
11-9141	Property, Real Estate, and Community Association Managers	360	31.41	20.35	36.94	27.21
11-9151	Social and Community Service Managers	450	34.35	26.74	38.16	32.38
11-9198	Personal Service Managers, All Other; Entertainment/Recreation Managers	610	73.51	47.43	86.54	68.93

SOC	OCCUPATIONAL TITLE	Empl	(\$) Mean	(\$) Entry	(\$) Exp	(\$) Median
<b>13-0000</b>	<b><u>Business and Financial Operations Occupations</u></b>	25,640	40.25	24.31	48.22	36.80
13-1020	Buyers and Purchasing Agents	930	37.19	23.43	44.06	35.23
13-1031	Claims Adjusters, Examiners, and Investigators	1,050	28.89	21.87	32.40	25.76
13-1041	Compliance Officers	980	40.47	25.23	48.09	40.73
13-1051	Cost Estimators	570	36.10	25.51	41.39	35.02
13-1071	Human Resources Specialists	1,570	34.99	21.18	41.90	33.00
13-1075	Labor Relations Specialists	210	47.18	27.06	57.24	39.62
13-1081	Logisticians	520	46.99	32.48	54.25	44.97
13-1111	Management Analysts	2,570	41.98	25.93	50.01	38.51
13-1121	Meeting, Convention, and Event Planners	220	26.39	20.72	29.22	25.39
13-1131	Fundraisers	230	30.34	21.62	34.69	29.05
13-1141	Compensation, Benefits, and Job Analysis Specialists	200	44.14	27.29	52.57	38.87
13-1151	Training and Development Specialists	740	34.96	24.39	40.25	33.17
13-1161	Market Research Analysts and Marketing Specialists	1,960	44.11	28.26	52.04	43.86
13-1198	Project Management and Business Operations Specialists, All Other	1,580	44.03	29.71	51.19	41.32
13-2011	Accountants and Auditors	4,040	40.89	27.62	47.52	38.13
13-2031	Budget Analysts	70	39.32	30.29	43.83	38.85
13-2041	Credit Analysts	1,980	40.29	22.75	49.06	34.54
13-2052	Personal Financial Advisors	440	55.80	28.34	69.53	44.43
13-2053	Insurance Underwriters	220	44.31	27.77	52.57	43.84
13-2061	Financial Examiners	850	39.19	30.49	43.54	36.00
13-2071	Credit Counselors	80	23.81	17.63	26.90	22.22
13-2072	Loan Officers	1,210	27.26	16.92	32.43	23.18
13-2081	Tax Examiners and Collectors, and Revenue Agents	80	31.04	18.92	37.11	28.51
13-2098	Financial and Investment Analysts and Financial Risk Specialists, All Other	3,160	47.27	28.01	56.90	40.54
<b>15-0000</b>	<b><u>Computer and Mathematical Occupations</u></b>	13,260	49.05	30.92	58.12	47.68
15-1211	Computer Systems Analysts	1,920	47.24	32.79	54.46	45.08
15-1212	Information Security Analysts	640	56.15	32.99	67.73	54.02
15-1231	Computer Network Support Specialists	370	32.53	21.28	38.15	30.50
15-1232	Computer User Support Specialists	1,270	30.63	21.33	35.28	29.84
15-1241	Computer Network Architects	480	64.32	44.98	74.00	66.32

SOC	OCCUPATIONAL TITLE	Empl	(\$) Mean	(\$) Entry	(\$) Exp	(\$) Median
15-1244	Network and Computer Systems Administrators	830	40.16	26.76	46.86	38.96
15-1245	Database Administrators and Architects	580	46.46	28.98	55.20	44.51
15-1251	Computer Programmers	590	45.10	30.48	52.41	44.31
15-1256	Software Developers and Software Quality Assurance Analysts and Testers	4,880	56.03	42.43	62.83	54.47
15-1257	Web Developers and Digital Interface Designers	240	41.84	28.27	48.62	41.90
15-2031	Operations Research Analysts	660	44.14	28.13	52.15	43.22
15-2041	Statisticians	110	48.70	30.37	57.87	45.69
15-2098	Data Scientists and Mathematical Science Occupations, All Other	70	65.20	45.48	75.07	69.22
<b>17-0000</b>	<b>Architecture and Engineering Occupations</b>	<b>3,580</b>	<b>45.63</b>	<b>26.82</b>	<b>55.03</b>	<b>43.43</b>
17-1011	Architects, Except Landscape and Naval	110	38.56	28.82	43.43	34.94
17-1012	Landscape Architects	20	32.58	27.88	34.92	31.62
17-1022	Surveyors	40	30.85	23.34	34.61	31.89
17-2041	Chemical Engineers	360	63.45	40.03	75.16	63.50
17-2051	Civil Engineers	530	46.73	31.50	54.35	45.84
17-2061	Computer Hardware Engineers	60	52.39	32.51	62.33	52.19
17-2071	Electrical Engineers	420	54.59	38.63	62.57	51.32
17-2072	Electronics Engineers, Except Computer	NA	72.14	60.17	78.12	75.40
17-2081	Environmental Engineers	130	43.92	30.68	50.54	40.18
17-2111	Health and Safety Engineers	70	50.66	29.06	61.45	53.18
17-2112	Industrial Engineers	470	48.23	35.01	54.84	47.29
17-2131	Materials Engineers	10	44.91	30.21	52.26	47.92
17-2141	Mechanical Engineers	460	53.83	37.84	61.82	54.75
17-2199	Engineers, All Other	40	46.95	33.40	53.72	47.13
17-3011	Architectural and Civil Drafters	220	25.72	16.46	30.35	26.28
17-3012	Electrical and Electronics Drafters	60	31.36	24.92	34.58	30.42
17-3013	Mechanical Drafters	170	27.67	18.30	32.35	28.50
17-3022	Civil Engineering Technologists and Technicians	120	24.49	17.22	28.13	23.62
17-3023	Electrical and Electronic Engineering Technologists and Technicians	60	31.41	23.50	35.37	34.45
17-3025	Environmental Engineering Technologists and Technicians	20	30.23	20.45	35.12	31.21
17-3026	Industrial Engineering Technologists and Technicians	40	30.94	26.99	32.91	30.59

SOC	OCCUPATIONAL TITLE	Empl	(\$) Mean	(\$) Entry	(\$) Exp	(\$) Median
17-3027	Mechanical Engineering Technologists and Technicians	30	26.42	20.18	29.54	25.72
17-3031	Surveying and Mapping Technicians	50	22.94	18.15	25.33	22.36
17-3098	Calibration and Engineering Techicians, All Other	30	25.56	21.02	27.83	25.72
<b>19-0000</b>	<b><u>Life, Physical, and Social Science Occupations</u></b>	4,250	42.09	23.59	51.35	38.57
19-1011	Animal Scientists	30	31.31	23.91	35.01	29.10
19-1021	Biochemists and Biophysicists	350	43.62	25.07	52.90	44.18
19-1022	Microbiologists	70	33.25	24.81	37.47	29.78
19-1029	Biological Scientists, All Other	20	46.80	33.35	53.52	48.12
19-1031	Conservation Scientists	20	29.57	20.85	33.93	28.95
19-1042	Medical Scientists, Except Epidemiologists	320	55.95	35.64	66.10	56.39
19-2012	Physicists	30	58.71	27.80	74.16	35.77
19-2031	Chemists	1,040	53.87	38.11	61.75	52.53
19-2032	Materials Scientists	60	48.57	27.85	58.93	40.82
19-2041	Environmental Scientists and Specialists, Including Health	130	31.25	19.65	37.05	29.38
19-2042	Geoscientists, Except Hydrologists and Geographers	110	40.19	26.76	46.91	42.57
19-2043	Hydrologists	10	33.69	26.21	37.43	31.39
19-3011	Economists	10	42.60	29.04	49.39	36.35
19-3022	Survey Researchers	60	37.88	20.97	46.34	32.34
19-3031	Clinical, Counseling, and School Psychologists	460	35.79	23.56	41.90	36.08
19-3051	Urban and Regional Planners	80	34.43	26.23	38.53	32.98
19-4010	Agricultural and Food Science Technicians	NA	20.43	14.87	23.22	18.22
19-4021	Biological Technicians	140	25.33	18.86	28.57	24.87
19-4031	Chemical Technicians	530	30.77	20.77	35.78	32.16
19-4042	Environmental Science and Protection Technicians, Including Health	100	19.21	14.11	21.76	18.88
19-4099	Life, Physical, and Social Science Technicians, All Other	110	24.87	20.16	27.22	23.73
19-5011	Occupational Health and Safety Specialists	260	42.47	25.36	51.03	42.96
19-5012	Occupational Health and Safety Technicians	30	26.39	18.37	30.40	24.94
<b>21-0000</b>	<b><u>Community and Social Service Occupations</u></b>	4,250	23.79	15.34	28.01	21.77
21-1012	Educational, Guidance, and Career Counselors and Advisors	720	33.15	20.85	39.30	33.87
21-1015	Rehabilitation Counselors	230	16.69	12.62	18.72	15.60

SOC	OCCUPATIONAL TITLE	Empl	(\$) Mean	(\$) Entry	(\$) Exp	(\$) Median
21-1018	Substance Abuse, Behavioral Disorder, and Mental Health Counselors	360	21.75	15.56	24.84	20.48
21-1019	Counselors, All Other	NA	25.08	17.59	28.82	26.31
21-1021	Child, Family, and School Social Workers	890	19.00	14.73	21.14	18.35
21-1022	Healthcare Social Workers	380	26.51	18.55	30.49	25.52
21-1023	Mental Health and Substance Abuse Social Workers	230	24.10	16.73	27.79	24.00
21-1091	Health Education Specialists	150	32.69	20.57	38.75	32.80
21-1093	Social and Human Service Assistants	530	17.49	13.07	19.71	16.68
21-1094	Community Health Workers	NA	18.03	13.52	20.29	17.13
21-1099	Community and Social Service Specialists, All Other	180	22.96	18.28	25.29	22.47
21-2011	Clergy	40	30.91	21.52	35.61	28.23
<b>23-0000</b>	<b><u>Legal Occupations</u></b>	4,080	58.62	20.60	77.63	44.38
23-1011	Lawyers	2,240	84.65	43.18	105.38	79.36
23-2011	Paralegals and Legal Assistants	1,400	24.95	14.87	29.99	23.35
23-2093	Title Examiners, Abstractors, and Searchers	NA	23.60	20.96	24.92	22.95
23-2099	Legal Support Workers, All Other	80	39.34	22.29	47.86	37.73
<b>25-0000</b>	<b><u>Educational Instruction and Library Occupations</u></b>	17,550	27.71	14.13	34.50	24.99
25-1011	Business Teachers, Postsecondary	360	<b>99,209</b>	<b>44,002</b>	<b>126,813</b>	<b>84,643</b>
25-1021	Computer Science Teachers, Postsecondary	90	<b>94,712</b>	<b>55,980</b>	<b>114,078</b>	<b>86,987</b>
25-1022	Mathematical Science Teachers, Postsecondary	120	<b>78,704</b>	<b>47,169</b>	<b>94,471</b>	<b>75,090</b>
25-1052	Chemistry Teachers, Postsecondary	70	<b>91,505</b>	<b>58,347</b>	<b>108,084</b>	<b>81,985</b>
25-1066	Psychology Teachers, Postsecondary	60	<b>80,849</b>	<b>44,708</b>	<b>98,919</b>	<b>75,072</b>
25-1071	Health Specialties Teachers, Postsecondary	200	<b>133,644</b>	<b>61,510</b>	<b>169,711</b>	<b>97,233</b>
25-1072	Nursing Instructors and Teachers, Postsecondary	210	<b>104,766</b>	<b>53,583</b>	<b>130,357</b>	<b>83,453</b>
25-1081	Education Teachers, Postsecondary	160	<b>74,523</b>	<b>35,842</b>	<b>93,863</b>	<b>67,061</b>
25-1111	Criminal Justice and Law Enforcement Teachers, Postsecondary	30	<b>72,616</b>	<b>48,442</b>	<b>84,703</b>	<b>72,509</b>
25-1123	English Language and Literature Teachers, Postsecondary	210	<b>70,621</b>	<b>43,651</b>	<b>84,106</b>	<b>70,642</b>
25-1125	History Teachers, Postsecondary	60	<b>72,506</b>	<b>40,635</b>	<b>88,441</b>	<b>70,610</b>
25-1194	Career/Technical Education Teachers, Postsecondary	110	29.07	18.53	34.34	28.16
25-1199	Postsecondary Teachers, All Other	40	<b>69,050</b>	<b>40,108</b>	<b>83,521</b>	<b>70,325</b>
25-2011	Preschool Teachers, Except Special Education	1,320	14.87	12.30	16.15	14.29

SOC	OCCUPATIONAL TITLE	Empl	(\$) <b>Mean</b>	(\$) <b>Entry</b>	(\$) <b>Exp</b>	(\$) <b>Median</b>
25-2012	Kindergarten Teachers, Except Special Education	190	<b>61,556</b>	<b>45,105</b>	<b>69,781</b>	<b>60,318</b>
25-2021	Elementary School Teachers, Except Special Education	3,150	<b>66,349</b>	<b>47,496</b>	<b>75,776</b>	<b>65,408</b>
25-2022	Middle School Teachers, Except Special and Career/Technical Education	1,090	<b>65,413</b>	<b>46,082</b>	<b>75,078</b>	<b>66,010</b>
25-2031	Secondary School Teachers, Except Special and Career/Technical Education	1,230	<b>69,256</b>	<b>50,776</b>	<b>78,496</b>	<b>69,830</b>
25-2052	Special Education Teachers, Kindergarten and Elementary School	1,030	<b>63,220</b>	<b>46,181</b>	<b>71,739</b>	<b>60,714</b>
25-2057	Special Education Teachers, Middle School	NA	<b>64,648</b>	<b>52,931</b>	<b>70,506</b>	<b>65,784</b>
25-2058	Special Education Teachers, Secondary School	260	<b>71,033</b>	<b>51,334</b>	<b>80,883</b>	<b>70,178</b>
25-3011	Adult Basic and Secondary Education, and Second Language Instructors	80	28.65	17.12	34.41	29.80
25-3021	Self-Enrichment Teachers	210	16.18	9.52	19.52	12.46
25-3031	Substitute Teachers, Short-Term	NA	16.09	12.15	18.06	14.59
25-3097	Tutors and Teachers and Instructors, All Other	410	<b>34,316</b>	<b>21,449</b>	<b>40,750</b>	<b>28,423</b>
25-4011	Archivists	20	27.42	21.71	30.27	26.10
25-4012	Curators	40	27.29	17.94	31.97	25.25
25-4022	Librarians and Media Collections Specialists	240	34.78	23.20	40.58	32.66
25-4031	Library Technicians	170	20.96	15.49	23.69	20.92
25-9031	Instructional Coordinators	580	30.27	21.50	34.66	29.72
25-9044	Teaching Assistants, Postsecondary	30	<b>37,354</b>	<b>28,036</b>	<b>42,013</b>	<b>30,869</b>
25-9045	Teaching Assistants, Except Postsecondary	3,350	<b>33,078</b>	<b>23,699</b>	<b>37,767</b>	<b>32,425</b>
25-9099	Educational Instruction and Library Workers, All Other	10	27.88	21.57	31.03	27.88
<b>27-0000</b>	<b><u>Arts, Design, Entertainment, Sports, and Media Occupations</u></b>	2,970	25.88	12.31	32.67	22.10
27-1011	Art Directors	70	47.16	33.52	53.98	45.71
27-1023	Floral Designers	50	16.68	12.75	18.65	14.21
27-1024	Graphic Designers	270	28.39	19.35	32.91	28.73
27-1025	Interior Designers	50	41.19	23.00	50.29	40.04
27-1026	Merchandise Displayers and Window Trimmers	580	13.95	10.99	15.44	13.33
27-2012	Producers and Directors	40	30.31	20.29	35.32	28.90
27-2022	Coaches and Scouts	530	<b>39,592</b>	<b>20,753</b>	<b>49,012</b>	<b>29,503</b>
27-3023	News Analysts, Reporters, and Journalists	30	21.24	13.70	25.01	15.07
27-3031	Public Relations Specialists	660	31.62	20.92	36.97	27.97
27-3041	Editors	110	27.49	22.14	30.16	28.13
27-3042	Technical Writers	100	50.66	25.66	63.17	39.64

SOC	OCCUPATIONAL TITLE	Empl	(\$) Mean	(\$) Entry	(\$) Exp	(\$) Median
27-3043	Writers and Authors	20	34.61	23.31	40.25	34.67
27-3091	Interpreters and Translators	30	29.08	24.45	31.40	28.05
27-4011	Audio and Video Technicians	60	25.13	18.89	28.26	25.66
27-4021	Photographers	90	20.18	13.01	23.77	18.65
<b>29-0000</b>	<b><u>Healthcare Practitioners and Technical Occupations</u></b>	20,080	42.20	22.72	51.94	34.02
29-1011	Chiropractors	90	42.26	32.02	47.38	44.75
29-1021	Dentists, General	190	116.01	82.23	132.90	N/A
29-1022	Oral and Maxillofacial Surgeons	NA	142.87	N/A	N/A	N/A
29-1031	Dietitians and Nutritionists	100	31.62	25.80	34.53	31.38
29-1041	Optometrists	90	62.68	32.32	77.86	62.66
29-1051	Pharmacists	540	62.98	55.10	66.92	63.80
29-1071	Physician Assistants	320	52.49	42.90	57.29	52.06
29-1081	Podiatrists	60	76.54	64.92	82.36	73.31
29-1122	Occupational Therapists	370	40.23	31.06	44.82	38.86
29-1123	Physical Therapists	650	44.45	34.42	49.47	44.73
29-1125	Recreational Therapists	90	23.67	17.27	26.87	25.52
29-1126	Respiratory Therapists	310	33.39	26.93	36.62	33.07
29-1127	Speech-Language Pathologists	510	39.73	27.58	45.81	39.74
29-1128	Exercise Physiologists	50	22.10	16.57	24.87	19.38
29-1131	Veterinarians	100	48.47	31.89	56.76	44.20
29-1141	Registered Nurses	7,740	34.69	27.02	38.53	33.98
29-1161	Nurse Midwives	20	47.78	36.34	53.50	48.76
29-1171	Nurse Practitioners	540	53.20	42.19	58.70	52.79
29-1181	Audiologists	40	38.37	31.25	41.93	37.76
29-1215	Family Medicine Physicians	360	104.39	66.25	123.45	92.64
29-1218	Obstetricians and Gynecologists	90	137.65	N/A	N/A	N/A
29-1221	Pediatricians, General	90	97.84	69.46	112.04	90.56
29-1223	Psychiatrists	110	89.49	24.56	121.95	99.26
29-1228	Physicians, All Other and Ophthalmologists, Except Pediatric	1,120	101.67	38.62	133.19	N/A
29-1248	Surgeons, Except Ophthalmologists	110	126.78	N/A	N/A	N/A
29-1292	Dental Hygienists	340	43.42	39.69	45.29	44.69

SOC	OCCUPATIONAL TITLE	Empl	(\$) Mean	(\$) Entry	(\$) Exp	(\$) Median
29-1298	Acupuncturists and Healthcare Diagnosing/Treating Practitioners, All Other	50	42.05	35.27	45.44	43.13
29-2010	Clinical Laboratory Technologists and Technicians	410	28.25	18.26	33.24	29.06
29-2031	Cardiovascular Technologists and Technicians	190	26.82	16.89	31.78	24.46
29-2032	Diagnostic Medical Sonographers	110	35.42	30.18	38.04	35.08
29-2033	Nuclear Medicine Technologists	60	40.26	33.61	43.58	39.56
29-2034	Radiologic Technologists and Technicians	390	32.89	25.51	36.59	31.89
29-2035	Magnetic Resonance Imaging Technologists	100	37.23	32.65	39.52	37.40
29-2040	Emergency Medical Technicians and Paramedics	560	21.52	17.17	23.70	19.07
29-2051	Dietetic Technicians	20	17.67	14.60	19.20	17.37
29-2052	Pharmacy Technicians	720	18.10	13.03	20.64	17.42
29-2053	Psychiatric Technicians	130	15.07	13.12	16.05	14.56
29-2055	Surgical Technologists	170	25.37	21.07	27.51	24.82
29-2056	Veterinary Technologists and Technicians	300	16.49	13.41	18.02	15.58
29-2057	Ophthalmic Medical Technicians	230	19.76	15.97	21.66	18.61
29-2061	Licensed Practical and Licensed Vocational Nurses	1,320	27.04	22.76	29.18	27.46
29-2081	Opticians, Dispensing	NA	18.96	13.19	21.85	19.21
29-2091	Orthotists and Prosthetists	20	38.77	28.05	44.12	40.09
29-2098	Medical Dosimetrists, Medical Records Specialists, Health Technicians, All Other	620	24.63	17.10	28.39	24.96
29-9091	Athletic Trainers	50	<b>49,513</b>	<b>44,543</b>	<b>51,998</b>	<b>47,470</b>
29-9098	Health Info. Techs., Med. Registrars, Surgical Assts., and Healthcare Practs., All Other	NA	26.15	16.24	31.10	22.99
<b>31-0000</b>	<b>Healthcare Support Occupations</b>	12,000	15.47	11.23	17.59	14.36
31-1120	Home Health and Personal Care Aides	5,210	12.25	11.12	12.81	11.64
31-1131	Nursing Assistants	3,010	16.06	13.84	17.17	16.00
31-1132	Orderlies	320	16.68	13.93	18.05	16.67
31-2011	Occupational Therapy Assistants	120	28.57	20.76	32.47	28.00
31-2021	Physical Therapist Assistants	180	33.06	23.92	37.62	34.33
31-2022	Physical Therapist Aides	110	13.98	10.84	15.54	13.78
31-9011	Massage Therapists	150	31.29	20.41	36.73	25.22
31-9091	Dental Assistants	440	18.96	14.62	21.13	18.56
31-9092	Medical Assistants	1,660	17.53	13.21	19.70	17.34
31-9093	Medical Equipment Preparers	120	21.36	17.11	23.49	21.62



SOC	OCCUPATIONAL TITLE	Empl	(\$) Mean	(\$) Entry	(\$) Exp	(\$) Median
31-9094	Medical Transcriptionists	30	19.43	15.05	21.62	19.59
31-9095	Pharmacy Aides	30	13.35	11.09	14.47	11.54
31-9096	Veterinary Assistants and Laboratory Animal Caretakers	NA	15.04	11.26	16.93	13.55
31-9097	Phlebotomists	400	19.62	15.89	21.48	19.09
<b>33-0000</b>	<b><u>Protective Service Occupations</u></b>	7,050	23.15	12.51	28.47	20.33
33-1012	First-Line Supervisors of Police and Detectives	230	51.36	42.49	55.80	50.10
33-1021	First-Line Supervisors of Firefighting and Prevention Workers	40	38.48	29.37	43.03	38.16
33-1090	Miscellaneous First-Line Supervisors, Protective Service Workers	290	20.73	15.01	23.59	18.94
33-2011	Firefighters	330	24.50	17.23	28.13	23.14
33-2021	Fire Inspectors and Investigators	80	27.38	20.71	30.71	25.47
33-3021	Detectives and Criminal Investigators	80	47.73	27.37	57.91	38.42
33-3041	Parking Enforcement Workers	40	19.98	17.54	21.20	19.19
33-3051	Police and Sheriff's Patrol Officers	1,060	37.62	28.10	42.38	37.22
33-9021	Private Detectives and Investigators	310	33.35	27.74	36.15	32.62
33-9032	Security Guards	2,520	14.42	11.31	15.98	13.50
33-9091	Crossing Guards and Flaggers	250	15.41	12.90	16.67	15.36
33-9098	School Bus Monitors and Protective Service Workers, All Other	160	14.41	11.34	15.94	13.10
<b>35-0000</b>	<b><u>Food Preparation and Serving Related Occupations</u></b>	19,560	13.44	9.73	15.29	11.23
35-1011	Chefs and Head Cooks	NA	28.71	21.38	32.38	28.68
35-1012	First-Line Supervisors of Food Preparation and Serving Workers	1,540	21.68	15.70	24.67	21.55
35-2011	Cooks, Fast Food	520	12.00	9.96	13.02	11.88
35-2012	Cooks, Institution and Cafeteria	1,400	18.19	14.95	19.81	18.28
35-2014	Cooks, Restaurant	1,360	15.25	11.01	17.37	14.74
35-2015	Cooks, Short Order	20	10.89	9.53	11.58	10.47
35-2021	Food Preparation Workers	1,830	11.79	9.75	12.82	10.52
35-3011	Bartenders	750	13.78	9.62	15.85	10.95
35-3023	Fast Food and Counter Workers	6,490	10.82	9.68	11.38	10.03
35-3031	Waiters and Waitresses	2,860	13.55	9.51	15.57	10.07
35-3041	Food Servers, Nonrestaurant	580	12.90	10.52	14.09	11.70
35-9011	Dining Room and Cafeteria Attendants and Bartender Helpers	570	11.05	9.70	11.73	9.95

SOC	OCCUPATIONAL TITLE	Empl	(\$) Mean	(\$) Entry	(\$) Exp	(\$) Median
35-9021	Dishwashers	680	11.71	10.42	12.36	11.40
35-9031	Hosts and Hostesses, Restaurant, Lounge, and Coffee Shop	710	10.73	9.68	11.25	10.28
35-9099	Food Preparation and Serving Related Workers, All Other	30	13.36	9.71	15.19	9.92
<b>37-0000</b>	<b><u>Building and Grounds Cleaning and Maintenance Occupations</u></b>	8,780	16.12	11.11	18.63	14.71
37-1011	First-Line Supervisors of Housekeeping and Janitorial Workers	450	24.66	15.48	29.26	23.46
37-1012	First-Line Supervisors of Landscaping and Groundskeeping Workers	120	28.17	22.29	31.11	28.06
37-2011	Janitors and Cleaners, Except Maids and Housekeeping Cleaners	5,640	14.47	11.09	16.16	13.22
37-2012	Maids and Housekeeping Cleaners	710	12.31	10.35	13.29	11.57
37-2019	Building Cleaning Workers, All Other	30	13.83	13.79	13.85	13.93
37-2021	Pest Control Workers	140	21.91	16.31	24.71	21.65
37-3011	Landscaping and Groundskeeping Workers	1,660	19.60	14.20	22.29	18.30
37-3013	Tree Trimmers and Pruners	10	27.68	23.29	29.87	27.75
<b>39-0000</b>	<b><u>Personal Care and Service Occupations</u></b>	6,190	15.43	10.41	17.94	12.65
39-1098	First-Line Supvrs. of Personal Service and Entertainment/Recreation Workers	440	24.47	16.21	28.60	23.18
39-2011	Animal Trainers	30	20.12	15.25	22.55	19.71
39-2021	Animal Caretakers	440	13.01	10.42	14.31	11.76
39-3031	Ushers, Lobby Attendants, and Ticket Takers	NA	12.16	10.41	13.04	11.47
39-3091	Amusement and Recreation Attendants	790	11.34	10.21	11.90	10.92
39-3093	Locker Room, Coatroom, and Dressing Room Attendants	20	11.21	9.52	12.05	9.96
39-4021	Funeral Attendants	70	18.92	12.91	21.93	19.97
39-4031	Morticians, Undertakers, and Funeral Arrangers	50	35.20	24.54	40.54	35.82
39-5012	Hairdressers, Hairstylists, and Cosmetologists	930	18.14	10.63	21.90	15.97
39-5092	Manicurists and Pedicurists	NA	12.92	9.75	14.50	11.91
39-5093	Shampooers	160	10.60	9.76	11.01	10.06
39-5094	Skincare Specialists	NA	23.41	20.63	24.80	23.50
39-6011	Baggage Porters and Bellhops	NA	12.67	9.63	14.20	11.35
39-6012	Concierges	30	14.19	11.07	15.75	13.34
39-7010	Tour and Travel Guides	180	13.07	11.08	14.06	12.97
39-9011	Childcare Workers	480	11.18	9.66	11.94	10.06

SOC	OCCUPATIONAL TITLE	Empl	(\$) Mean	(\$) Entry	(\$) Exp	(\$) Median
39-9031	Exercise Trainers and Group Fitness Instructors	600	18.55	11.87	21.89	17.04
39-9032	Recreation Workers	530	14.06	10.46	15.86	13.06
39-9041	Residential Advisors	NA	14.64	11.13	16.40	13.12
<b>41-0000</b>	<b>Sales and Related Occupations</b>	25,480	22.23	10.81	27.94	15.10
41-1011	First-Line Supervisors of Retail Sales Workers	2,000	24.85	15.95	29.30	23.22
41-1012	First-Line Supervisors of Non-Retail Sales Workers	490	44.85	27.78	53.39	38.29
41-2011	Cashiers	7,770	11.76	10.34	12.47	11.28
41-2021	Counter and Rental Clerks	600	16.71	12.57	18.79	16.09
41-2022	Parts Salespersons	360	18.67	12.77	21.62	17.15
41-2031	Retail Salespersons	5,790	13.69	10.57	15.25	12.09
41-3011	Advertising Sales Agents	190	35.27	15.95	44.93	40.48
41-3021	Insurance Sales Agents	1,110	30.61	16.82	37.51	24.22
41-3031	Securities, Commodities, and Financial Services Sales Agents	1,270	46.42	28.73	55.27	40.63
41-3041	Travel Agents	60	23.90	17.87	26.91	24.24
41-3091	Sales Representatives of Services	2,150	35.46	18.65	43.86	29.70
41-4011	Sales Rep., Wholesale and Manuf., Technical and Scientific Products	930	51.37	34.73	59.69	48.55
41-4012	Sales Rep., Wholesale and Manuf., Except Tech. and Scientific Products	2,020	32.87	20.01	39.31	29.91
41-9011	Demonstrators and Product Promoters	NA	14.34	13.84	14.59	14.33
41-9022	Real Estate Sales Agents	430	21.24	13.79	24.96	16.96
41-9031	Sales Engineers	20	61.63	40.89	71.99	59.15
41-9041	Telemarketers	70	13.40	11.65	14.27	13.32
41-9099	Sales and Related Workers, All Other	90	23.69	11.19	29.94	23.34
<b>43-0000</b>	<b>Office and Administrative Support Occupations</b>	44,890	21.02	14.06	24.49	19.49
43-1011	First-Line Supervisors of Office and Administrative Support Workers	3,690	32.14	22.01	37.20	30.42
43-2011	Switchboard Operators, Including Answering Service	120	15.47	10.77	17.83	16.17
43-2021	Telephone Operators	30	19.36	16.28	20.90	18.99
43-3011	Bill and Account Collectors	880	20.05	14.92	22.62	18.78
43-3021	Billing and Posting Clerks	1,200	23.14	17.68	25.87	22.95
43-3031	Bookkeeping, Accounting, and Auditing Clerks	4,190	22.13	16.32	25.03	22.10
43-3051	Payroll and Timekeeping Clerks	390	19.21	12.17	22.74	18.91

SOC	OCCUPATIONAL TITLE	Empl	(\$) Mean	(\$) Entry	(\$) Exp	(\$) Median
43-3061	Procurement Clerks	100	18.51	13.98	20.78	18.02
43-3071	Tellers	840	16.71	13.43	18.35	16.81
43-3099	Financial Clerks, All Other	160	22.14	16.86	24.78	21.60
43-4011	Brokerage Clerks	220	29.23	23.69	32.00	28.42
43-4031	Court, Municipal, and License Clerks	420	18.04	15.19	19.46	17.89
43-4041	Credit Authorizers, Checkers, and Clerks	1,940	21.20	16.10	23.75	21.10
43-4051	Customer Service Representatives	6,470	20.18	14.91	22.81	18.91
43-4061	Eligibility Interviewers, Government Programs	80	18.94	14.04	21.39	17.42
43-4071	File Clerks	280	14.90	10.92	16.88	13.44
43-4081	Hotel, Motel, and Resort Desk Clerks	150	12.29	10.13	13.38	12.18
43-4111	Interviewers, Except Eligibility and Loan	480	21.50	17.05	23.72	21.46
43-4121	Library Assistants, Clerical	310	11.64	10.65	12.14	11.12
43-4131	Loan Interviewers and Clerks	830	20.56	16.09	22.80	19.64
43-4141	New Accounts Clerks	110	19.96	17.69	21.10	19.09
43-4151	Order Clerks	210	17.55	11.86	20.40	17.35
43-4161	Human Resources Assistants, Except Payroll and Timekeeping	180	20.53	15.68	22.96	19.95
43-4171	Receptionists and Information Clerks	1,380	14.00	10.52	15.74	13.58
43-4181	Reservation and Transportation Ticket Agents and Travel Clerks	470	16.33	11.59	18.70	15.26
43-4199	Information and Record Clerks, All Other	200	21.45	16.45	23.94	20.71
43-5011	Cargo and Freight Agents	120	16.77	11.44	19.43	12.30
43-5021	Couriers and Messengers	280	14.23	10.67	16.00	13.97
43-5031	Public Safety Telecommunicators	140	23.36	18.77	25.65	22.89
43-5032	Dispatchers, Except Police, Fire, and Ambulance	320	21.46	15.68	24.35	20.28
43-5041	Meter Readers, Utilities	NA	23.77	14.82	28.25	23.24
43-5051	Postal Service Clerks	160	24.51	18.15	27.68	24.15
43-5052	Postal Service Mail Carriers	610	25.46	18.50	28.95	24.38
43-5053	Postal Service Mail Sorters, Processors, and Processing Machine Operators	390	25.28	17.82	29.02	29.62
43-5061	Production, Planning, and Expediting Clerks	290	27.68	18.75	32.14	27.42
43-5071	Shipping, Receiving, and Inventory Clerks	2,240	15.63	12.87	17.01	14.71
43-5111	Weighers, Measurers, Checkers, and Samplers, Recordkeeping	NA	19.42	15.78	21.24	19.86
43-6011	Executive Secretaries and Executive Administrative Assistants	1,230	35.03	26.53	39.27	35.37
43-6012	Legal Secretaries and Administrative Assistants	930	24.89	17.67	28.50	23.68

SOC	OCCUPATIONAL TITLE	Empl	(\$) Mean	(\$) Entry	(\$) Exp	(\$) Median
43-6013	Medical Secretaries and Administrative Assistants	3,610	18.45	14.92	20.22	18.04
43-6014	Secretaries and Admin. Assistants, Except Legal, Medical, and Executive	3,810	20.41	15.16	23.03	19.63
43-9021	Data Entry Keyers	270	16.84	11.85	19.33	16.92
43-9022	Word Processors and Typists	30	22.04	18.11	24.00	22.06
43-9041	Insurance Claims and Policy Processing Clerks	580	22.28	18.40	24.21	22.07
43-9051	Mail Clerks and Mail Machine Operators, Except Postal Service	140	16.83	13.06	18.71	16.85
43-9061	Office Clerks, General	3,550	15.56	11.16	17.76	14.39
43-9071	Office Machine Operators, Except Computer	290	18.46	13.70	20.85	17.71
43-9081	Proofreaders and Copy Markers	NA	20.42	13.89	23.69	20.87
43-9199	Office and Administrative Support Workers, All Other	390	21.29	12.73	25.56	21.75
45-0000	Farming, Fishing, and Forestry Occupations	350	14.74	10.79	16.72	12.01
45-1011	First-Line Supervisors of Farming, Fishing, and Forestry Workers	40	24.33	17.45	27.77	22.20
45-2092	Farmworkers and Laborers, Crop, Nursery, and Greenhouse	NA	11.90	10.79	12.46	11.16
<b>47-0000</b>	<b>Construction and Extraction Occupations</b>	11,030	26.84	17.02	31.75	25.22
47-1011	First-Line Supervisors of Construction Trades and Extraction Workers	1,260	38.03	27.32	43.38	37.04
47-2011	Boilermakers	20	34.13	31.60	35.39	34.67
47-2021	Brickmasons and Blockmasons	180	28.30	22.02	31.44	28.34
47-2031	Carpenters	1,200	26.42	19.09	30.09	25.29
47-2041	Carpet Installers	NA	28.17	19.99	32.26	28.62
47-2044	Tile and Stone Setters	NA	19.19	15.75	20.90	18.21
47-2051	Cement Masons and Concrete Finishers	230	23.66	17.76	26.61	23.56
47-2061	Construction Laborers	1,310	19.59	14.84	21.96	18.85
47-2071	Paving, Surfacing, and Tamping Equipment Operators	260	21.30	17.24	23.32	18.99
47-2073	Operating Engineers and Other Construction Equipment Operators	730	24.19	17.19	27.69	23.23
47-2081	Drywall and Ceiling Tile Installers	110	21.28	15.92	23.96	20.68
47-2111	Electricians	1,420	31.55	21.11	36.77	29.83
47-2131	Insulation Workers, Floor, Ceiling, and Wall	NA	19.30	15.46	21.23	19.78
47-2132	Insulation Workers, Mechanical	110	26.17	18.84	29.84	26.46
47-2141	Painters, Construction and Maintenance	510	20.19	16.70	21.94	19.29
47-2151	Pipelayers	50	22.02	15.71	25.17	21.78
47-2152	Plumbers, Pipefitters, and Steamfitters	730	31.88	22.90	36.37	31.34

SOC	OCCUPATIONAL TITLE	Empl	(\$) Mean	(\$) Entry	(\$) Exp	(\$) Median
47-2181	Roofers	210	22.04	14.78	25.67	21.71
47-2211	Sheet Metal Workers	560	29.54	18.88	34.86	30.89
47-2221	Structural Iron and Steel Workers	300	31.94	21.79	37.02	32.75
47-3011	Helpers--Brick-, Block-, Stonemasons, and Tile and Marble Setters	90	18.83	12.61	21.94	18.05
47-3012	Helpers--Carpenters	110	12.72	10.90	13.64	12.60
47-3013	Helpers--Electricians	NA	16.16	10.00	19.25	13.76
47-3015	Helpers--Pipelayers, Plumbers, Pipefitters, and Steamfitters	140	15.53	12.59	17.00	15.71
47-3019	Helpers, Construction Trades, All Other	70	15.84	12.77	17.37	14.55
47-4011	Construction and Building Inspectors	330	31.44	24.26	35.03	30.12
47-4021	Elevator and Escalator Installers and Repairers	NA	35.23	33.43	36.13	35.92
47-4041	Hazardous Materials Removal Workers	240	19.40	17.24	20.48	18.94
47-4051	Highway Maintenance Workers	30	19.22	13.40	22.13	18.92
47-4071	Septic Tank Servicers and Sewer Pipe Cleaners	60	23.92	14.50	28.63	21.07
47-4090	Miscellaneous Construction and Related Workers	140	21.97	16.97	24.46	18.89
47-5022	Excavating and Loading Machine and Dragline Operators, Surface Mining	40	29.98	24.95	32.49	30.07
47-5097	Earth Drillers, Except Oil and Gas	30	30.18	25.45	32.54	29.79
<b>49-0000</b>	<b>Installation, Maintenance, and Repair Occupations</b>	<b>9,990</b>	<b>27.47</b>	<b>16.18</b>	<b>33.12</b>	<b>26.20</b>
49-1011	First-Line Supervisors of Mechanics, Installers, and Repairers	990	37.90	25.79	43.96	36.72
49-2011	Computer, Automated Teller, and Office Machine Repairers	220	22.44	16.26	25.53	22.20
49-2022	Telecommunications Equip. Installers and Repairers, Except Line Installers	210	24.81	16.61	28.91	24.15
49-2091	Avionics Technicians	40	34.36	28.56	37.26	33.74
49-2092	Electric Motor, Power Tool, and Related Repairers	NA	22.13	17.15	24.63	20.38
49-2094	Electrical and Electronics Repairers, Commercial and Industrial Equipment	100	35.22	29.07	38.29	35.49
49-2096	Electronic Equipment Installers and Repairers, Motor Vehicles	40	22.41	15.49	25.87	23.85
49-2097	Audiovisual Equipment Installers and Repairers	NA	22.55	17.22	25.22	21.66
49-2098	Security and Fire Alarm Systems Installers	170	27.08	19.28	30.97	27.09
49-3011	Aircraft Mechanics and Service Technicians	220	33.90	26.88	37.40	32.99
49-3021	Automotive Body and Related Repairers	220	23.31	15.89	27.02	21.96
49-3023	Automotive Service Technicians and Mechanics	1,220	22.79	14.41	26.98	21.58
49-3031	Bus and Truck Mechanics and Diesel Engine Specialists	280	24.92	18.69	28.04	24.15
49-3042	Mobile Heavy Equipment Mechanics, Except Engines	240	28.52	20.58	32.49	28.69

SOC	OCCUPATIONAL TITLE	Empl	(\$) Mean	(\$) Entry	(\$) Exp	(\$) Median
49-3053	Outdoor Power Equipment and Other Small Engine Mechanics	70	22.88	19.36	24.64	22.81
49-3093	Tire Repairers and Changers	NA	11.22	10.94	11.36	11.00
49-9012	Control and Valve Installers and Repairers, Except Mechanical Door	NA	22.32	19.82	23.58	22.20
49-9021	Heating, Air Conditioning, and Refrigeration Mechanics and Installers	760	26.06	20.18	29.01	24.85
49-9031	Home Appliance Repairers	40	21.98	15.84	25.06	19.78
49-9041	Industrial Machinery Mechanics	480	32.08	24.66	35.78	31.45
49-9043	Maintenance Workers, Machinery	NA	27.47	20.29	31.05	26.34
49-9044	Millwrights	50	33.03	26.64	36.22	34.25
49-9051	Electrical Power-Line Installers and Repairers	290	37.37	26.81	42.65	39.36
49-9052	Telecommunications Line Installers and Repairers	1,110	38.45	32.77	41.29	38.52
49-9062	Medical Equipment Repairers	NA	44.75	25.71	54.26	38.99
49-9069	Precision Instrument and Equipment Repairers, All Other	130	32.25	25.85	35.45	32.09
49-9071	Maintenance and Repair Workers, General	1,890	20.95	14.91	23.98	19.18
49-9091	Coin, Vending, and Amusement Machine Servicers and Repairers	30	21.33	13.33	25.32	21.90
49-9098	Helpers--Installation, Maintenance, and Repair Workers	510	14.19	10.50	16.04	13.52
49-9099	Installation, Maintenance, and Repair Workers, All Other	110	19.16	13.14	22.17	18.20
<b>51-0000</b>	<b><u>Production Occupations</u></b>	<b>7,030</b>	<b>23.57</b>	<b>13.33</b>	<b>28.69</b>	<b>20.27</b>
51-1011	First-Line Supervisors of Production and Operating Workers	640	37.78	25.40	43.97	35.49
51-2028	Electrical, Electronic, and Electromechanical Assemblers	270	17.96	13.93	19.98	15.90
51-2041	Structural Metal Fabricators and Fitters	110	23.15	20.29	24.59	23.15
51-2090	Miscellaneous Assemblers and Fabricators	870	16.74	12.82	18.69	16.21
51-3011	Bakers	100	14.89	11.26	16.71	15.35
51-3021	Butchers and Meat Cutters	80	21.65	15.57	24.70	22.02
51-3022	Meat, Poultry, and Fish Cutters and Trimmers	NA	12.85	10.67	13.94	12.80
51-3092	Food Batchmakers	80	13.75	11.22	15.01	13.72
51-4021	Extruding and Drawing Machine Operators, Metal and Plastic	210	18.74	15.15	20.54	18.25
51-4023	Rolling Machine Setters, Operators, and Tenders, Metal and Plastic	NA	18.70	14.60	20.74	18.64
51-4031	Cutting, Punching, and Press Machine Operators, Metal and Plastic	90	18.13	14.83	19.78	18.04
51-4033	Grinding, Lapping, Polishing, and Buffing Mach. Operators, Metal and Plastic	30	16.53	13.89	17.85	16.94
51-4041	Machinists	200	28.96	23.30	31.79	28.92
51-4072	Molding, Coremaking, and Casting Machine Operators, Metal and Plastic	NA	18.08	12.87	20.69	17.60

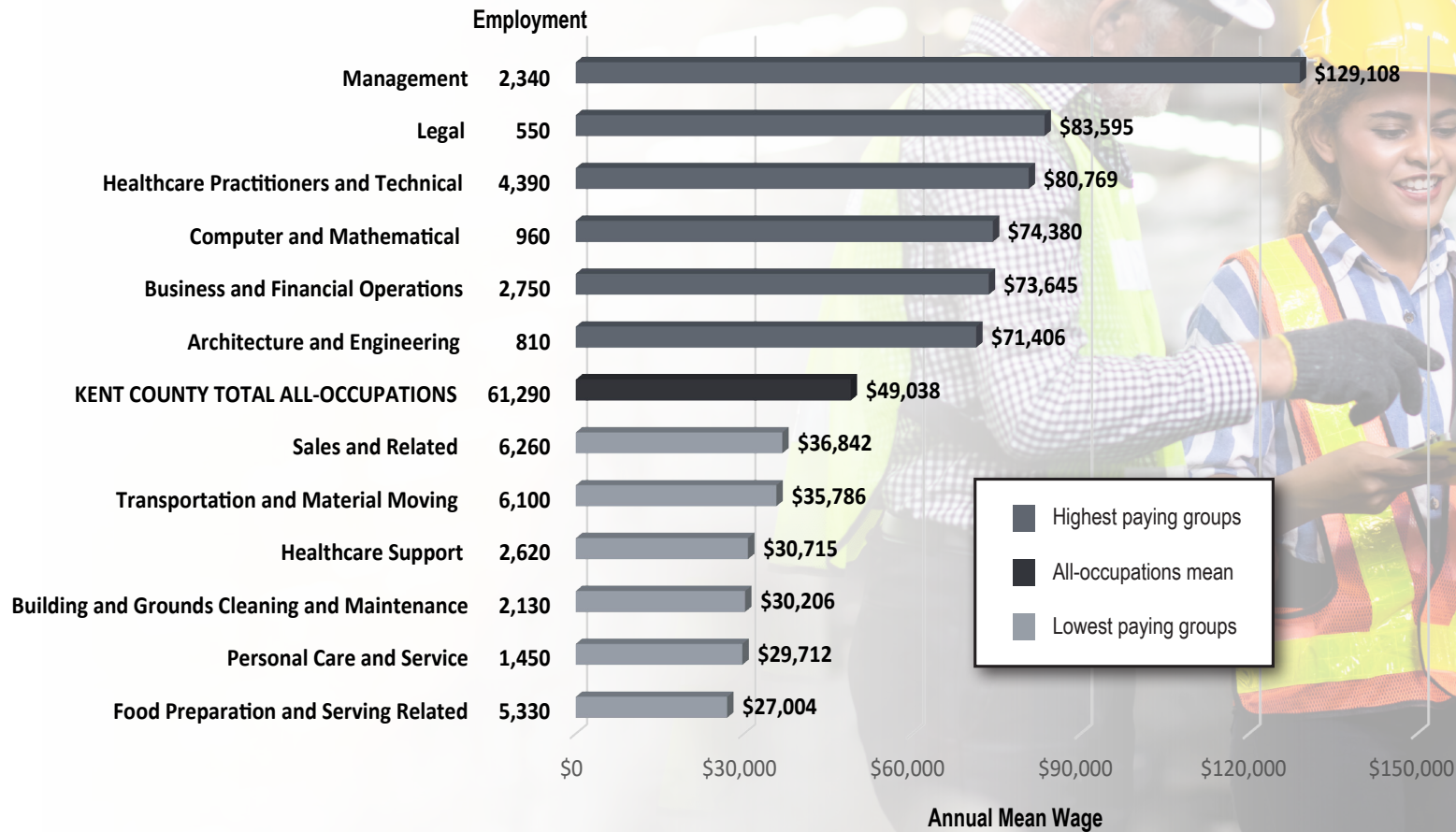
SOC	OCCUPATIONAL TITLE	Empl	(\$) Mean	(\$) Entry	(\$) Exp	(\$) Median
51-4111	Tool and Die Makers	NA	23.39	22.13	24.02	23.42
51-4121	Welders, Cutters, Solderers, and Brazers	420	28.86	19.20	33.69	28.08
51-5111	Prepress Technicians and Workers	20	28.97	24.19	31.36	28.65
51-5112	Printing Press Operators	200	18.20	12.94	20.83	17.08
51-5113	Print Binding and Finishing Workers	30	20.50	11.92	24.80	20.74
51-6011	Laundry and Dry-Cleaning Workers	330	12.30	10.00	13.44	11.54
51-6031	Sewing Machine Operators	NA	16.92	12.83	18.96	16.49
51-6052	Tailors, Dressmakers, and Custom Sewers	40	13.42	11.24	14.51	11.72
51-7011	Cabinetmakers and Bench Carpenters	110	22.83	14.84	26.82	21.51
51-8021	Stationary Engineers and Boiler Operators	30	33.37	28.48	35.81	34.00
51-8031	Water and Wastewater Treatment Plant and System Operators	50	27.27	17.96	31.92	27.38
51-8091	Chemical Plant and System Operators	NA	32.65	21.39	38.29	34.29
51-9011	Chemical Equipment Operators and Tenders	260	31.21	24.29	34.67	32.26
51-9012	Separating, Filtering, Clarifying, Precipitating, and Still Machine Operators	30	16.03	13.97	17.07	15.03
51-9021	Crushing, Grinding, and Polishing Machine Setters, Operators, and Tenders	50	20.34	14.15	23.44	21.29
51-9023	Mixing and Blending Machine Setters, Operators, and Tenders	210	22.49	12.81	27.32	19.78
51-9032	Cutting and Slicing Machine Setters, Operators, and Tenders	NA	19.33	13.80	22.10	19.41
51-9041	Extruding, Forming, Pressing, and Compacting Machine Operators	50	21.86	19.57	23.01	22.31
51-9061	Inspectors, Testers, Sorters, Samplers, and Weighers	340	23.43	14.14	28.07	23.30
51-9111	Packaging and Filling Machine Operators and Tenders	300	17.99	11.40	21.29	15.26
51-9124	Coating, Painting, and Spraying Machine Setters, Operators, and Tenders	90	21.74	13.32	25.96	20.70
51-9161	Computer Numerically Controlled Tool Operators	90	18.81	13.91	21.26	18.17
51-9162	Computer Numerically Controlled Tool Programmers	20	26.02	18.06	30.01	24.06
51-9195	Molders, Shapers, and Casters, Except Metal and Plastic	40	18.60	14.19	20.80	19.02
51-9198	Helpers--Production Workers	190	14.66	11.46	16.26	14.74
51-9199	Production Workers, All Other	80	28.40	20.54	32.33	28.67
<b>53-0000</b>	<b>Transportation and Material Moving Occupations</b>	21,390	18.37	11.62	21.75	15.97
53-1047	First-Line Supervisors of Transportation and Material-Moving Workers	970	29.92	20.53	34.61	28.45
53-2012	Commercial Pilots	230	<b>102,897</b>	<b>71,864</b>	<b>118,414</b>	<b>103,760</b>
53-3011	Ambulance Drivers and Attendants, Except Emergency Medical Technicians	30	15.88	13.93	16.86	15.95
53-3031	Driver/Sales Workers	NA	14.42	9.57	16.85	15.29



SOC	OCCUPATIONAL TITLE	Empl	(\$) Mean	(\$) Entry	(\$) Exp	(\$) Median
53-3032	Heavy and Tractor-Trailer Truck Drivers	2,650	24.37	19.57	26.78	23.96
53-3033	Light Truck Drivers	1,840	19.46	12.81	22.78	17.72
53-3052	Bus Drivers, Transit and Intercity	330	24.26	17.09	27.84	26.05
53-3058	Passenger Vehicle Drivers, Except Bus Drivers, Transit and Intercity	1,100	16.60	12.27	18.77	16.60
53-3099	Motor Vehicle Operators, All Other	NA	24.95	19.74	27.55	25.93
53-6021	Parking Attendants	210	11.84	10.08	12.73	11.46
53-6031	Automotive and Watercraft Service Attendants	NA	13.18	10.89	14.33	12.10
53-6051	Transportation Inspectors	70	31.68	17.40	38.82	34.26
53-6098	Aircraft Service Attendants and Transportation Workers, All Other	70	14.93	12.72	16.04	14.46
53-7021	Crane and Tower Operators	160	30.27	20.25	35.28	33.34
53-7051	Industrial Truck and Tractor Operators	NA	19.88	13.76	22.94	17.42
53-7061	Cleaners of Vehicles and Equipment	500	14.78	10.44	16.95	13.58
53-7062	Laborers and Freight, Stock, and Material Movers, Hand	2,640	15.78	11.14	18.11	14.22
53-7063	Machine Feeders and Offbearers	160	15.00	14.35	15.33	14.87
53-7064	Packers and Packagers, Hand	1,880	13.62	11.34	14.77	14.04
53-7065	Stockers and Order Fillers	4,320	13.04	10.48	14.31	12.14
53-7081	Refuse and Recyclable Material Collectors	140	23.42	21.97	24.15	23.50

# KENT COUNTY DATA

## Annual Mean Wages and Employment for the Highest and Lowest Paying Major Occupational Groups



SOC	OCCUPATIONAL TITLE	Empl	(\$) <i>Mean</i>	(\$) <i>Entry</i>	(\$) <i>Exp</i>	(\$) <i>Median</i>
00-0000	<i>Total all occupations</i>	61,290	23.58	11.73	29.50	18.63
<b>11-0000</b>	<b><u>Management Occupations</u></b>	2,340	62.07	33.73	76.24	52.54
11-1021	General and Operations Managers	520	56.11	34.80	66.77	48.15
11-2021	Marketing Managers	30	66.63	53.25	73.33	65.11
11-2022	Sales Managers	90	63.91	43.09	74.31	61.75
11-3010	Administrative Services and Facilities Managers	80	52.29	37.66	59.61	54.05
11-3021	Computer and Information Systems Managers	90	62.27	45.64	70.59	60.13
11-3051	Industrial Production Managers	30	57.57	46.92	62.89	57.10
11-3071	Transportation, Storage, and Distribution Managers	20	56.22	44.05	62.30	57.88
11-3121	Human Resources Managers	60	47.02	36.31	52.37	40.77
11-9031	Education and Childcare Administrators, Preschool and Daycare	20	26.69	19.15	30.47	24.19
11-9041	Architectural and Engineering Managers	50	64.65	52.83	70.55	64.63
11-9051	Food Service Managers	100	40.78	29.77	46.28	41.05
11-9111	Medical and Health Services Managers	150	53.46	36.16	62.11	47.77
11-9131	Postmasters and Mail Superintendents	10	39.24	33.90	41.91	38.95
11-9151	Social and Community Service Managers	130	30.66	24.22	33.89	29.57
11-9198	Personal Service Managers, All Other; Entertainment/Recreation Managers	70	52.95	35.60	61.62	48.96
<b>13-0000</b>	<b><u>Business and Financial Operations Occupations</u></b>	2,750	35.41	21.79	42.21	32.80
13-1020	Buyers and Purchasing Agents	110	30.24	21.17	34.78	28.78
13-1031	Claims Adjusters, Examiners, and Investigators	30	35.14	25.37	40.02	36.79
13-1051	Cost Estimators	140	30.11	19.63	35.35	28.71
13-1071	Human Resources Specialists	330	31.89	16.95	39.36	30.07
13-1081	Logisticians	70	38.49	28.89	43.29	37.06
13-1111	Management Analysts	250	34.77	23.87	40.21	31.71
13-1121	Meeting, Convention, and Event Planners	20	22.04	15.62	25.25	20.78
13-1131	Fundraisers	10	31.71	21.20	36.96	32.77
13-1151	Training and Development Specialists	130	29.79	22.73	33.32	29.33
13-1161	Market Research Analysts and Marketing Specialists	140	34.61	22.00	40.92	29.09
13-1198	Project Management and Business Operations Specialists, All Other	250	36.84	24.92	42.80	36.80
13-2011	Accountants and Auditors	490	31.01	20.43	36.29	29.06
13-2020	Property Appraisers and Assessors	50	23.73	21.18	25.00	23.14

SOC	OCCUPATIONAL TITLE	Empl	(\$) Mean	(\$) Entry	(\$) Exp	(\$) Median
13-2031	Budget Analysts	60	33.55	26.70	36.97	33.17
13-2081	Tax Examiners and Collectors, and Revenue Agents	20	27.10	16.26	32.51	27.14
13-2082	Tax Preparers	20	21.84	15.87	24.82	22.31
13-2098	Financial and Investment Analysts and Financial Risk Specialists, All Other	60	37.53	26.12	43.24	35.94
<b>15-0000</b>	<b><u>Computer and Mathematical Occupations</u></b>	960	35.76	24.10	41.59	34.30
15-1211	Computer Systems Analysts	200	41.12	29.74	46.81	42.75
15-1231	Computer Network Support Specialists	40	28.06	21.86	31.16	24.08
15-1232	Computer User Support Specialists	160	27.17	19.90	30.81	27.65
15-1241	Computer Network Architects	50	40.28	29.72	45.55	41.30
15-1244	Network and Computer Systems Administrators	130	31.34	23.69	35.17	29.59
15-1245	Database Administrators and Architects	40	39.41	27.05	45.59	35.89
15-1251	Computer Programmers	90	38.80	28.82	43.79	39.11
15-1257	Web Developers and Digital Interface Designers	10	26.34	19.35	29.83	24.64
15-1299	Computer Occupations, All Other	40	32.35	17.99	39.54	32.24
<b>17-0000</b>	<b><u>Architecture and Engineering Occupations</u></b>	810	34.33	22.35	40.32	32.60
17-1011	Architects, Except Landscape and Naval	10	35.03	28.45	38.32	32.15
17-1022	Surveyors	20	29.11	22.84	32.25	29.47
17-2051	Civil Engineers	240	39.72	30.58	44.28	38.98
17-2071	Electrical Engineers	20	44.99	34.66	50.15	44.39
17-2081	Environmental Engineers	40	37.48	32.94	39.75	37.85
17-3011	Architectural and Civil Drafters	60	25.44	19.84	28.24	25.68
17-3013	Mechanical Drafters	20	24.70	18.85	27.62	24.25
17-3022	Civil Engineering Technologists and Technicians	130	23.25	16.77	26.48	23.35
17-3031	Surveying and Mapping Technicians	40	20.41	15.97	22.64	19.94
<b>19-0000</b>	<b><u>Life, Physical, and Social Science Occupations</u></b>	740	31.10	20.21	36.55	28.72
19-2041	Environmental Scientists and Specialists, Including Health	140	27.39	21.76	30.20	26.97
19-3031	Clinical, Counseling, and School Psychologists	50	40.22	27.83	46.42	35.36
19-3051	Urban and Regional Planners	110	29.86	23.01	33.28	29.56

SOC	OCCUPATIONAL TITLE	Empl	(\$) Mean	(\$) Entry	(\$) Exp	(\$) Median
19-4031	Chemical Technicians	10	19.95	16.81	21.51	19.19
19-5011	Occupational Health and Safety Specialists	80	27.31	19.39	31.27	23.77
<b>21-0000</b>	<b><u>Community and Social Service Occupations</u></b>	1,260	24.06	16.44	27.87	22.63
21-1012	Educational, Guidance, and Career Counselors and Advisors	250	30.35	20.72	35.17	30.54
21-1018	Substance Abuse, Behavioral Disorder, and Mental Health Counselors	120	25.64	17.79	29.56	24.07
21-1021	Child, Family, and School Social Workers	200	20.12	16.56	21.90	19.86
21-1022	Healthcare Social Workers	130	23.01	17.63	25.70	22.23
21-1023	Mental Health and Substance Abuse Social Workers	90	21.84	17.07	24.23	21.12
21-1091	Health Education Specialists	NA	29.56	17.85	35.41	25.89
21-1093	Social and Human Service Assistants	130	16.85	13.59	18.48	17.06
21-1099	Community and Social Service Specialists, All Other	70	19.78	13.65	22.85	20.57
<b>23-0000</b>	<b><u>Legal Occupations</u></b>	550	40.19	20.54	50.01	31.66
23-2011	Paralegals and Legal Assistants	110	26.10	17.83	30.24	23.35
23-2099	Legal Support Workers, All Other	130	26.98	19.39	30.77	26.48
<b>25-0000</b>	<b><u>Educational Instruction and Library Occupations</u></b>	4,750	27.39	14.36	33.90	26.86
25-2011	Preschool Teachers, Except Special Education	320	12.01	10.50	12.76	11.51
25-3021	Self-Enrichment Teachers	NA	16.92	15.77	17.50	17.55
25-3097	Tutors and Teachers and Instructors, All Other	40	<b>51,947</b>	<b>24,286</b>	<b>65,778</b>	<b>39,634</b>
25-4022	Librarians and Media Collections Specialists	70	29.24	20.15	33.79	28.79
25-4031	Library Technicians	20	17.59	15.51	18.64	17.53
25-9031	Instructional Coordinators	180	35.44	26.00	40.16	36.63
25-9045	Teaching Assistants, Except Postsecondary	650	<b>33,189</b>	<b>24,322</b>	<b>37,623</b>	<b>32,294</b>
25-9099	Educational Instruction and Library Workers, All Other	30	24.80	18.63	27.89	26.40
<b>27-0000</b>	<b><u>Arts, Design, Entertainment, Sports, and Media Occupations</u></b>	530	22.71	11.50	28.31	19.45
27-1023	Floral Designers	10	12.54	10.97	13.33	12.50
27-1024	Graphic Designers	20	26.94	20.11	30.35	26.18
27-1026	Merchandise Displayers and Window Trimmers	60	14.78	11.78	16.28	13.94
27-3031	Public Relations Specialists	110	29.98	18.55	35.69	31.57

SOC	OCCUPATIONAL TITLE	Empl	(\$) Mean	(\$) Entry	(\$) Exp	(\$) Median
27-3041	Editors	NA	26.24	18.83	29.94	26.83
27-4021	Photographers	20	23.21	15.09	27.27	22.65
<b>29-0000</b>	<b>Healthcare Practitioners and Technical Occupations</b>	4,390	38.83	20.75	47.87	32.30
29-1011	Chiropractors	30	32.58	28.11	34.82	29.61
29-1031	Dietitians and Nutritionists	30	26.70	19.93	30.08	24.20
29-1051	Pharmacists	130	65.35	58.05	69.00	66.66
29-1071	Physician Assistants	40	53.75	46.88	57.19	52.13
29-1122	Occupational Therapists	50	40.85	29.57	46.49	39.39
29-1123	Physical Therapists	110	46.20	31.83	53.38	48.88
29-1127	Speech-Language Pathologists	NA	42.02	30.75	47.65	43.52
29-1131	Veterinarians	50	58.81	39.18	68.62	59.69
29-1141	Registered Nurses	1,570	34.25	26.80	37.98	34.74
29-1171	Nurse Practitioners	90	54.95	39.98	62.43	55.02
29-1221	Pediatricians, General	40	76.34	63.15	82.94	77.22
29-1228	Physicians, All Other and Ophthalmologists, Except Pediatric	140	126.21	N/A	N/A	N/A
29-1292	Dental Hygienists	120	35.28	28.98	38.44	34.31
29-2010	Clinical Laboratory Technologists and Technicians	NA	29.40	23.41	32.40	29.65
29-2034	Radiologic Technologists and Technicians	NA	27.14	22.42	29.49	26.72
29-2052	Pharmacy Technicians	140	17.06	12.95	19.12	16.89
29-2056	Veterinary Technologists and Technicians	60	17.01	12.85	19.09	16.44
29-2061	Licensed Practical and Licensed Vocational Nurses	580	24.89	21.60	26.53	24.33
29-2098	Medical Dosimetrists, Medical Records Specialists, Health Technicians, All Other	140	19.34	14.40	21.81	19.41
29-9091	Athletic Trainers	NA	<b>47,588</b>	<b>38,340</b>	<b>52,213</b>	<b>46,532</b>
<b>31-0000</b>	<b>Healthcare Support Occupations</b>	2,620	14.77	11.62	16.34	14.11
31-1120	Home Health and Personal Care Aides	NA	12.70	11.04	13.53	12.22
31-1131	Nursing Assistants	880	15.41	13.80	16.21	15.15
31-2021	Physical Therapist Assistants	30	32.41	24.55	36.34	32.47
31-2022	Physical Therapist Aides	20	14.05	11.28	15.44	12.56
31-9091	Dental Assistants	130	19.02	14.11	21.48	18.29

SOC	OCCUPATIONAL TITLE	Empl	(\$) Mean	(\$) Entry	(\$) Exp	(\$) Median
31-9092	Medical Assistants	340	14.92	12.38	16.19	14.73
31-9096	Veterinary Assistants and Laboratory Animal Caretakers	30	12.15	9.54	13.46	11.30
<b>33-0000</b>	<b><u>Protective Service Occupations</u></b>	1,670	24.85	13.45	30.55	19.33
33-1012	First-Line Supervisors of Police and Detectives	90	55.92	43.63	62.06	57.41
33-1090	Miscellaneous First-Line Supervisors, Protective Service Workers	50	24.53	19.17	27.21	23.14
33-2011	Firefighters	NA	18.88	17.29	19.68	17.90
33-3051	Police and Sheriff's Patrol Officers	400	38.03	23.90	45.09	37.62
33-9091	Crossing Guards and Flaggers	170	13.71	11.76	14.68	13.42
33-9098	School Bus Monitors and Protective Service Workers, All Other	NA	14.75	11.56	16.34	13.65
<b>35-0000</b>	<b><u>Food Preparation and Serving Related Occupations</u></b>	5,330	12.98	9.79	14.58	11.23
35-1011	Chefs and Head Cooks	NA	25.78	16.64	30.36	25.17
35-1012	First-Line Supervisors of Food Preparation and Serving Workers	410	20.40	15.91	22.64	19.68
35-2011	Cooks, Fast Food	NA	11.11	9.87	11.74	10.86
35-2012	Cooks, Institution and Cafeteria	470	16.09	13.28	17.49	16.18
35-2014	Cooks, Restaurant	420	12.25	9.60	13.58	10.99
35-2021	Food Preparation Workers	390	12.93	10.45	14.17	12.82
35-3011	Bartenders	180	13.75	9.59	15.83	11.31
35-3023	Fast Food and Counter Workers	1,630	10.95	9.91	11.47	10.26
35-3031	Waiters and Waitresses	830	13.11	9.57	14.89	10.09
35-9011	Dining Room and Cafeteria Attendants and Bartender Helpers	230	10.51	9.57	10.98	9.84
35-9021	Dishwashers	130	10.79	9.68	11.35	10.35
35-9031	Hosts and Hostesses, Restaurant, Lounge, and Coffee Shop	200	10.61	9.65	11.09	10.00
35-9099	Food Preparation and Serving Related Workers, All Other	30	11.67	9.71	12.64	9.83
<b>37-0000</b>	<b><u>Building and Grounds Cleaning and Maintenance Occupations</u></b>	2,130	14.52	10.72	16.42	13.35
37-1011	First-Line Supervisors of Housekeeping and Janitorial Workers	90	19.67	14.55	22.23	20.05
37-1012	First-Line Supervisors of Landscaping and Groundskeeping Workers	50	27.27	22.55	29.63	28.21
37-2011	Janitors and Cleaners, Except Maids and Housekeeping Cleaners	1,210	13.62	10.72	15.08	12.19
37-2012	Maids and Housekeeping Cleaners	220	11.32	9.84	12.05	10.34

SOC	OCCUPATIONAL TITLE	Empl	(\$) Mean	(\$) Entry	(\$) Exp	(\$) Median
37-2021	Pest Control Workers	20	23.30	16.96	26.47	23.59
37-3011	Landscaping and Groundskeeping Workers	520	15.53	12.45	17.07	15.52
<b>39-0000</b>	<b><u>Personal Care and Service Occupations</u></b>	1,450	14.28	10.16	16.35	12.65
39-1098	First-Line Supvrs. of Personal Service and Entertainment/Recreation Workers	50	21.10	14.62	24.34	19.77
39-2011	Animal Trainers	10	15.92	10.96	18.41	13.72
39-2021	Animal Caretakers	110	11.39	9.86	12.16	10.49
39-3031	Ushers, Lobby Attendants, and Ticket Takers	NA	11.04	9.65	11.73	9.97
39-3091	Amusement and Recreation Attendants	180	11.62	10.22	12.32	11.24
39-5012	Hairdressers, Hairstylists, and Cosmetologists	270	14.66	10.70	16.63	14.19
39-9011	Childcare Workers	NA	11.93	9.91	12.93	11.00
39-9032	Recreation Workers	80	14.99	10.82	17.08	13.31
39-9041	Residential Advisors	NA	13.36	12.59	13.74	13.59
<b>41-0000</b>	<b><u>Sales and Related Occupations</u></b>	6,260	17.71	10.78	21.18	13.11
41-1011	First-Line Supervisors of Retail Sales Workers	660	24.58	16.18	28.79	22.35
41-1012	First-Line Supervisors of Non-Retail Sales Workers	30	41.67	32.60	46.20	40.73
41-2011	Cashiers	1,920	11.59	10.69	12.04	11.27
41-2021	Counter and Rental Clerks	200	16.22	11.68	18.49	15.78
41-2022	Parts Salespersons	210	15.51	12.21	17.16	14.61
41-2031	Retail Salespersons	1,960	13.62	10.44	15.21	12.04
41-3021	Insurance Sales Agents	NA	32.07	18.58	38.81	26.12
41-3031	Securities, Commodities, and Financial Services Sales Agents	70	29.44	20.61	33.86	26.30
41-3091	Sales Representatives of Services	260	28.15	14.72	34.87	28.11
41-4011	Sales Rep., Wholesale and Manuf., Technical and Scientific Products	40	61.81	43.55	70.94	67.72
41-4012	Sales Rep., Wholesale and Manuf., Except Tech. and Scientific Products	320	34.43	25.53	38.88	32.16
41-9011	Demonstrators and Product Promoters	NA	14.00	12.73	14.63	14.26
41-9022	Real Estate Sales Agents	NA	30.79	20.74	35.81	28.84
<b>43-0000</b>	<b><u>Office and Administrative Support Occupations</u></b>	8,690	18.85	12.60	21.98	17.69
43-1011	First-Line Supervisors of Office and Administrative Support Workers	790	27.57	19.25	31.74	27.04
43-2011	Switchboard Operators, Including Answering Service	NA	15.33	10.88	17.56	14.69



SOC	OCCUPATIONAL TITLE	Empl	(\$) Mean	(\$) Entry	(\$) Exp	(\$) Median
43-3011	Bill and Account Collectors	140	18.01	14.75	19.64	17.53
43-3021	Billing and Posting Clerks	200	18.89	13.99	21.34	18.92
43-3031	Bookkeeping, Accounting, and Auditing Clerks	680	19.03	14.11	21.49	18.37
43-3051	Payroll and Timekeeping Clerks	70	20.31	14.95	22.99	20.12
43-3061	Procurement Clerks	30	21.77	16.03	24.64	22.20
43-3071	Tellers	180	15.83	13.02	17.24	16.17
43-4031	Court, Municipal, and License Clerks	290	17.77	14.81	19.25	17.73
43-4051	Customer Service Representatives	1,030	18.64	12.34	21.79	16.92
43-4061	Eligibility Interviewers, Government Programs	20	18.94	14.00	21.40	17.73
43-4071	File Clerks	80	15.43	12.26	17.01	15.16
43-4081	Hotel, Motel, and Resort Desk Clerks	100	11.44	9.97	12.18	10.98
43-4121	Library Assistants, Clerical	10	11.26	11.00	11.39	11.09
43-4131	Loan Interviewers and Clerks	160	19.74	15.01	22.10	18.79
43-4151	Order Clerks	20	15.20	11.09	17.26	12.51
43-4161	Human Resources Assistants, Except Payroll and Timekeeping	90	18.60	15.34	20.23	18.47
43-4171	Receptionists and Information Clerks	410	12.86	10.29	14.14	12.00
43-5032	Dispatchers, Except Police, Fire, and Ambulance	140	16.86	13.24	18.67	15.52
43-5051	Postal Service Clerks	40	26.27	20.70	29.06	25.57
43-5052	Postal Service Mail Carriers	180	25.81	18.46	29.49	25.67
43-5061	Production, Planning, and Expediting Clerks	70	24.07	18.32	26.95	23.79
43-5071	Shipping, Receiving, and Inventory Clerks	280	19.10	12.80	22.25	18.79
43-5111	Weighers, Measurers, Checkers, and Samplers, Recordkeeping	40	18.63	13.39	21.24	19.92
43-6011	Executive Secretaries and Executive Administrative Assistants	140	24.77	17.48	28.41	23.97
43-6012	Legal Secretaries and Administrative Assistants	80	21.40	13.03	25.59	18.97
43-6013	Medical Secretaries and Administrative Assistants	550	15.42	12.52	16.86	14.80
43-6014	Secretaries and Admin. Assistants, Except Legal, Medical, and Executive	1,310	18.97	14.48	21.22	18.42
43-9021	Data Entry Keyers	70	16.82	12.64	18.91	14.97
43-9041	Insurance Claims and Policy Processing Clerks	50	18.92	13.14	21.82	18.77
43-9051	Mail Clerks and Mail Machine Operators, Except Postal Service	NA	13.80	11.46	14.98	12.61
43-9061	Office Clerks, General	910	14.46	10.54	16.41	13.64
43-9071	Office Machine Operators, Except Computer	40	19.15	11.71	22.87	21.01
43-9199	Office and Administrative Support Workers, All Other	80	21.61	15.33	24.75	21.89

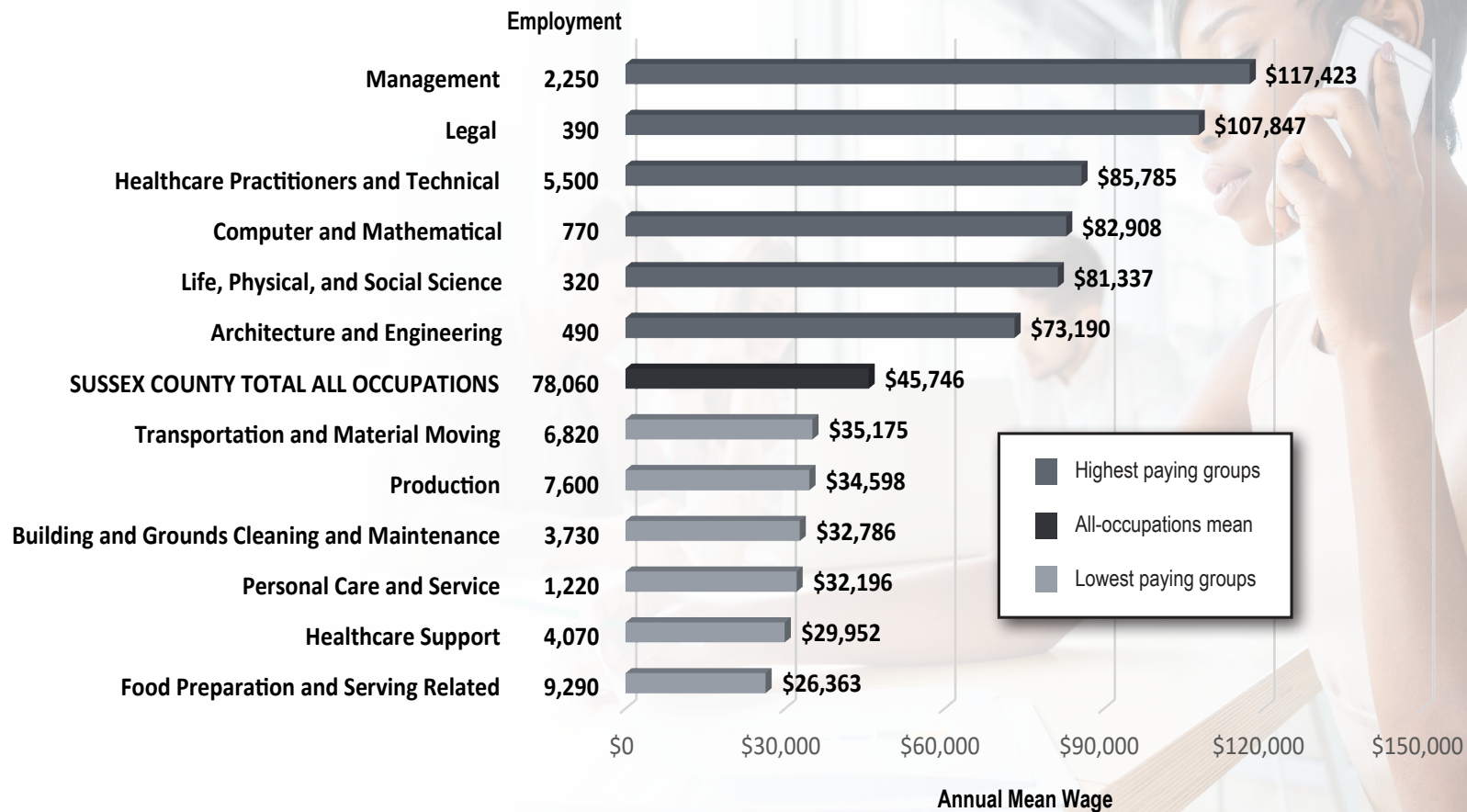
<b>SOC</b>	<b>OCCUPATIONAL TITLE</b>	<b>Empl</b>	<b>(\$)<b>Mean</b></b>	<b>(\$)<b>Entry</b></b>	<b>(\$)<b>Exp</b></b>	<b>(\$)<b>Median</b></b>
<b>45-0000</b>	<b><u>Farming, Fishing, and Forestry Occupations</u></b>	160	18.98	13.47	21.74	17.89
<b>47-0000</b>	<b><u>Construction and Extraction Occupations</u></b>	2,160	23.31	15.43	27.25	21.58
47-1011	First-Line Supervisors of Construction Trades and Extraction Workers	300	33.34	25.83	37.09	33.77
47-2031	Carpenters	210	21.60	15.94	24.43	21.16
47-2041	Carpet Installers	20	24.34	20.69	26.16	23.44
47-2061	Construction Laborers	290	17.70	14.07	19.52	17.21
47-2073	Operating Engineers and Other Construction Equipment Operators	260	21.64	16.92	24.00	20.38
47-2111	Electricians	260	22.83	15.95	26.28	22.74
47-2151	Pipelayers	50	21.79	16.98	24.20	19.04
47-2152	Plumbers, Pipefitters, and Steamfitters	110	27.21	18.10	31.76	27.58
47-2211	Sheet Metal Workers	50	29.78	24.66	32.34	30.61
47-2221	Structural Iron and Steel Workers	30	27.40	20.06	31.06	27.28
47-3011	Helpers--Brick-, Block-, Stonemasons, and Tile and Marble Setters	NA	18.49	15.66	19.90	17.72
47-3012	Helpers--Carpenters	NA	13.46	11.51	14.43	13.53
47-3013	Helpers--Electricians	40	14.95	11.06	16.90	15.95
47-3015	Helpers--Pipelayers, Plumbers, Pipefitters, and Steamfitters	NA	15.77	13.76	16.77	15.86
47-4011	Construction and Building Inspectors	70	27.61	19.29	31.76	27.55
47-5022	Excavating and Loading Machine and Dragline Operators, Surface Mining	10	21.74	17.41	23.90	21.53
<b>49-0000</b>	<b><u>Installation, Maintenance, and Repair Occupations</u></b>	2,510	24.30	15.22	28.84	23.59
49-1011	First-Line Supervisors of Mechanics, Installers, and Repairers	300	35.22	25.92	39.86	35.60
49-2022	Telecommunications Equip. Installers and Repairers, Except Line Installers	NA	26.84	21.77	29.38	26.10
49-3011	Aircraft Mechanics and Service Technicians	90	31.76	27.83	33.72	32.99
49-3021	Automotive Body and Related Repairers	90	19.00	13.98	21.52	20.05
49-3023	Automotive Service Technicians and Mechanics	330	22.45	15.84	25.76	21.28
49-3031	Bus and Truck Mechanics and Diesel Engine Specialists	70	20.94	14.64	24.09	19.98
49-3042	Mobile Heavy Equipment Mechanics, Except Engines	60	23.91	18.43	26.66	23.36
49-3053	Outdoor Power Equipment and Other Small Engine Mechanics	NA	20.21	17.52	21.55	19.49
49-3093	Tire Repairers and Changers	NA	11.65	9.61	12.68	10.74
49-9012	Control and Valve Installers and Repairers, Except Mechanical Door	20	25.88	20.46	28.59	23.17
49-9021	Heating, Air Conditioning, and Refrigeration Mechanics and Installers	180	22.74	18.21	25.01	22.55

SOC	OCCUPATIONAL TITLE	Empl	(\$) Mean	(\$) Entry	(\$) Exp	(\$) Median
49-9051	Electrical Power-Line Installers and Repairers	20	41.79	33.82	45.77	42.48
49-9069	Precision Instrument and Equipment Repairers, All Other	20	25.63	20.59	28.15	23.80
49-9071	Maintenance and Repair Workers, General	410	20.46	15.00	23.18	19.51
49-9091	Coin, Vending, and Amusement Machine Servicers and Repairers	NA	25.21	15.11	30.26	22.31
49-9098	Helpers--Installation, Maintenance, and Repair Workers	140	13.55	10.55	15.06	12.69
49-9099	Installation, Maintenance, and Repair Workers, All Other	10	25.61	14.29	31.28	28.85
<b>51-0000</b>	<b><u>Production Occupations</u></b>	3,130	18.23	13.01	20.84	15.60
51-1011	First-Line Supervisors of Production and Operating Workers	200	33.30	24.17	37.87	32.03
51-2028	Electrical, Electronic, and Electromechanical Assemblers	20	21.32	13.56	25.20	24.88
51-2090	Miscellaneous Assemblers and Fabricators	250	17.27	12.32	19.74	16.45
51-3011	Bakers	20	15.18	12.28	16.63	15.00
51-3021	Butchers and Meat Cutters	40	18.34	13.18	20.92	17.82
51-4031	Cutting, Punching, and Press Machine Operators, Metal and Plastic	90	18.71	15.48	20.33	18.64
51-4041	Machinists	10	23.32	17.43	26.26	20.25
51-4121	Welders, Cutters, Solderers, and Brazers	NA	21.25	17.37	23.19	20.51
51-6011	Laundry and Dry-Cleaning Workers	160	11.50	10.32	12.09	11.02
51-6099	Textile, Apparel, and Furnishings Workers, All Other	NA	19.12	11.24	23.06	20.09
51-8031	Water and Wastewater Treatment Plant and System Operators	110	26.91	19.92	30.41	26.91
51-9012	Separating, Filtering, Clarifying, Precipitating, and Still Machine Operators	10	18.68	13.79	21.13	17.31
51-9061	Inspectors, Testers, Sorters, Samplers, and Weighers	160	20.23	13.92	23.39	18.85
51-9111	Packaging and Filling Machine Operators and Tenders	290	16.54	13.42	18.10	15.91
51-9198	Helpers--Production Workers	30	14.16	11.07	15.70	13.70
<b>53-0000</b>	<b><u>Transportation and Material Moving Occupations</u></b>	6,100	17.20	10.81	20.40	16.12
53-1047	First-Line Supervisors of Transportation and Material-Moving Workers	180	25.76	16.32	30.47	23.94
53-3031	Driver/Sales Workers	310	12.49	9.37	14.04	9.83
53-3032	Heavy and Tractor-Trailer Truck Drivers	630	20.92	15.65	23.56	21.52
53-3033	Light Truck Drivers	460	18.71	10.18	22.98	13.04
53-3058	Passenger Vehicle Drivers, Except Bus Drivers, Transit and Intercity	750	16.80	12.92	18.74	17.07
53-3099	Motor Vehicle Operators, All Other	70	12.89	9.72	14.48	10.32
53-6021	Parking Attendants	NA	12.05	10.03	13.06	11.24

SOC	OCCUPATIONAL TITLE	Empl	(\$) Mean	(\$) Entry	(\$) Exp	(\$) Median
53-7051	Industrial Truck and Tractor Operators	1,280	20.04	16.39	21.86	20.66
53-7061	Cleaners of Vehicles and Equipment	140	11.87	9.79	12.91	10.70
53-7062	Laborers and Freight, Stock, and Material Movers, Hand	770	13.73	10.07	15.57	12.91
53-7064	Packers and Packagers, Hand	300	12.17	10.78	12.87	11.26
53-7065	Stockers and Order Fillers	900	13.27	10.70	14.55	11.90
53-7081	Refuse and Recyclable Material Collectors	20	19.51	15.44	21.55	19.10

# SUSSEX COUNTY DATA

## Annual Mean Wages and Employment for the Highest and Lowest Paying Major Occupational Groups



SOC	OCCUPATIONAL TITLE	Empl	(\$) <i>Mean</i>	(\$) <i>Entry</i>	(\$) <i>Exp</i>	(\$) <i>Median</i>
00-0000	<i>Total all occupations</i>	78,060	21.99	11.51	27.24	16.87
<b>11-0000</b>	<b><u>Management Occupations</u></b>	2,250	56.45	31.03	69.17	51.21
11-1011	Chief Executives	20	93.23	37.53	121.08	80.52
11-1021	General and Operations Managers	580	62.12	35.98	75.19	54.76
11-2021	Marketing Managers	20	74.80	35.18	94.61	61.85
11-2022	Sales Managers	130	71.06	48.31	82.43	69.04
11-2030	Public Relations and Fundraising Managers	10	55.14	38.13	63.65	52.32
11-3010	Administrative Services and Facilities Managers	50	57.42	38.98	66.65	55.94
11-3021	Computer and Information Systems Managers	90	64.57	47.85	72.93	60.40
11-3031	Financial Managers	110	86.86	46.40	107.08	72.02
11-3051	Industrial Production Managers	80	59.95	44.31	67.77	58.01
11-3061	Purchasing Managers	10	64.73	48.79	72.70	64.98
11-3071	Transportation, Storage, and Distribution Managers	30	61.88	47.47	69.09	61.54
11-3121	Human Resources Managers	30	78.87	50.03	93.29	68.95
11-9021	Construction Managers	100	70.18	49.21	80.67	64.61
11-9031	Education and Childcare Administrators, Preschool and Daycare	40	25.87	17.64	29.99	25.62
11-9032	Education Administrators, Kindergarten through Secondary	150	<b>111,573</b>	<b>93,888</b>	<b>120,416</b>	<b>112,110</b>
11-9041	Architectural and Engineering Managers	50	72.70	55.97	81.06	72.35
11-9051	Food Service Managers	160	34.92	27.63	38.56	32.24
11-9081	Lodging Managers	NA	34.38	32.10	35.52	35.33
11-9111	Medical and Health Services Managers	150	56.02	41.53	63.27	51.80
11-9131	Postmasters and Mail Superintendents	20	39.96	35.16	42.37	39.96
11-9141	Property, Real Estate, and Community Association Managers	180	28.11	17.67	33.33	26.42
11-9151	Social and Community Service Managers	110	33.42	25.87	37.20	32.42
11-9198	Personal Service Managers, All Other; Entertainment/Recreation Managers	60	62.54	40.93	73.34	50.61
<b>13-0000</b>	<b><u>Business and Financial Operations Occupations</u></b>	2,390	33.55	20.86	39.90	30.52
13-1020	Buyers and Purchasing Agents	170	28.92	20.46	33.14	27.78
13-1041	Compliance Officers	150	28.32	20.56	32.20	27.63
13-1051	Cost Estimators	200	28.71	21.32	32.40	27.35
13-1071	Human Resources Specialists	230	28.72	20.78	32.69	26.34
13-1081	Logisticians	50	34.81	25.93	39.25	32.43

SOC	OCCUPATIONAL TITLE	Empl	(\$) Mean	(\$) Entry	(\$) Exp	(\$) Median
13-1111	Management Analysts	70	50.15	26.58	61.93	43.28
13-1121	Meeting, Convention, and Event Planners	30	25.35	19.55	28.26	23.96
13-1131	Fundraisers	40	26.94	21.67	29.58	24.60
13-1141	Compensation, Benefits, and Job Analysis Specialists	NA	23.80	21.25	25.08	22.23
13-1151	Training and Development Specialists	130	32.34	23.24	36.89	33.27
13-1161	Market Research Analysts and Marketing Specialists	130	34.44	20.30	41.51	30.89
13-1198	Project Management and Business Operations Specialists, All Other	120	43.20	27.38	51.12	38.32
13-2011	Accountants and Auditors	460	35.66	25.84	40.57	34.34
13-2052	Personal Financial Advisors	110	54.32	26.34	68.31	45.43
13-2053	Insurance Underwriters	NA	34.96	27.55	38.67	29.65
13-2072	Loan Officers	160	31.98	17.86	39.05	31.31
13-2082	Tax Preparers	100	18.99	13.72	21.62	18.87
13-2098	Financial and Investment Analysts and Financial Risk Specialists, All Other	90	40.43	28.44	46.42	37.48
<b>15-0000</b>	<b><u>Computer and Mathematical Occupations</u></b>	770	39.86	23.20	48.19	35.68
15-1211	Computer Systems Analysts	160	46.66	29.89	55.04	44.33
15-1212	Information Security Analysts	10	40.17	26.31	47.11	30.58
15-1231	Computer Network Support Specialists	20	22.95	17.42	25.72	22.65
15-1232	Computer User Support Specialists	150	24.41	18.75	27.23	23.83
15-1241	Computer Network Architects	NA	52.17	33.81	61.36	57.49
15-1244	Network and Computer Systems Administrators	80	37.24	25.56	43.08	34.95
15-1245	Database Administrators and Architects	30	45.22	31.19	52.23	45.52
15-1251	Computer Programmers	60	36.41	31.39	38.92	37.18
15-1256	Software Developers and Software Quality Assurance Analysts and Testers	120	55.14	34.07	65.68	56.48
15-1257	Web Developers and Digital Interface Designers	NA	27.88	21.15	31.25	26.99
<b>17-0000</b>	<b><u>Architecture and Engineering Occupations</u></b>	490	35.19	21.34	42.11	33.27
17-1011	Architects, Except Landscape and Naval	40	36.47	28.12	40.65	35.47
17-1022	Surveyors	30	33.31	28.55	35.69	34.74
17-2051	Civil Engineers	60	47.98	32.72	55.62	43.00
17-2071	Electrical Engineers	20	50.08	38.98	55.63	49.54
17-2112	Industrial Engineers	60	43.34	33.02	48.50	42.17

SOC	OCCUPATIONAL TITLE	Empl	(\$) Mean	(\$) Entry	(\$) Exp	(\$) Median
17-2141	Mechanical Engineers	40	44.11	34.37	48.98	43.06
17-3011	Architectural and Civil Drafters	50	27.10	17.68	31.80	28.29
17-3013	Mechanical Drafters	40	24.30	20.19	26.36	23.56
17-3022	Civil Engineering Technologists and Technicians	50	22.61	18.43	24.70	22.09
17-3031	Surveying and Mapping Technicians	50	20.90	16.68	23.01	21.29
<b>19-0000</b>	<b><u>Life, Physical, and Social Science Occupations</u></b>	320	39.10	18.81	49.25	33.33
19-2041	Environmental Scientists and Specialists, Including Health	30	27.34	18.70	31.66	28.15
19-3031	Clinical, Counseling, and School Psychologists	60	56.27	30.50	69.15	41.54
19-3051	Urban and Regional Planners	20	30.41	26.65	32.29	29.94
19-5011	Occupational Health and Safety Specialists	30	30.13	18.58	35.91	28.44
<b>21-0000</b>	<b><u>Community and Social Service Occupations</u></b>	1,100	24.42	16.10	28.58	22.22
21-1012	Educational, Guidance, and Career Counselors and Advisors	170	32.65	21.27	38.34	33.65
21-1015	Rehabilitation Counselors	50	19.30	15.82	21.03	19.53
21-1018	Substance Abuse, Behavioral Disorder, and Mental Health Counselors	NA	26.07	19.86	29.17	23.69
21-1021	Child, Family, and School Social Workers	190	20.67	17.24	22.39	20.00
21-1022	Healthcare Social Workers	100	24.71	16.92	28.61	24.96
21-1023	Mental Health and Substance Abuse Social Workers	60	32.47	18.94	39.24	24.31
21-1091	Health Education Specialists	30	38.20	24.45	45.07	32.48
21-1093	Social and Human Service Assistants	100	16.62	13.75	18.06	16.06
21-1094	Community Health Workers	20	18.33	13.18	20.90	15.71
21-1099	Community and Social Service Specialists, All Other	120	17.20	13.47	19.06	16.10
<b>23-0000</b>	<b><u>Legal Occupations</u></b>	390	51.85	20.93	67.31	38.16
23-1011	Lawyers	170	80.30	43.41	98.74	61.56
23-1023	Judges, Magistrate Judges, and Magistrates	30	54.50	37.17	63.17	40.84
23-2011	Paralegals and Legal Assistants	110	23.67	17.07	26.97	22.33
23-2093	Title Examiners, Abstractors, and Searchers	NA	18.69	16.50	19.78	18.34
23-2099	Legal Support Workers, All Other	NA	36.88	29.22	40.71	30.39



SOC	OCCUPATIONAL TITLE	Empl	(\$) Mean	(\$) Entry	(\$) Exp	(\$) Median
<b>25-0000</b>	<b><u>Educational Instruction and Library Occupations</u></b>	4,820	28.74	16.35	34.94	29.29
25-2011	Preschool Teachers, Except Special Education	290	12.99	10.94	14.01	11.61
25-2012	Kindergarten Teachers, Except Special Education	20	<b>75,508</b>	<b>52,220</b>	<b>87,152</b>	<b>77,820</b>
25-2021	Elementary School Teachers, Except Special Education	340	<b>70,375</b>	<b>52,860</b>	<b>79,132</b>	<b>71,367</b>
25-2022	Middle School Teachers, Except Special and Career/Technical Education	NA	<b>64,153</b>	<b>50,392</b>	<b>71,034</b>	<b>63,815</b>
25-2031	Secondary School Teachers, Except Special and Career/Technical Education	1,240	<b>68,697</b>	<b>53,634</b>	<b>76,228</b>	<b>68,960</b>
25-3031	Substitute Teachers, Short-Term	NA	13.78	11.78	14.78	13.76
25-4022	Librarians and Media Collections Specialists	60	32.78	21.29	38.53	30.55
25-4031	Library Technicians	50	17.35	12.10	19.98	17.35
25-9021	Farm and Home Management Educators	80	26.68	20.90	29.57	25.85
25-9031	Instructional Coordinators	90	30.78	21.20	35.57	29.75
25-9045	Teaching Assistants, Except Postsecondary	840	<b>35,246</b>	<b>26,712</b>	<b>39,513</b>	<b>35,191</b>
<b>27-0000</b>	<b><u>Arts, Design, Entertainment, Sports, and Media Occupations</u></b>	500	23.92	13.12	29.32	21.61
27-1024	Graphic Designers	60	23.98	16.47	27.74	22.84
27-1025	Interior Designers	NA	21.45	14.47	24.93	21.22
27-1026	Merchandise Displayers and Window Trimmers	70	14.78	10.89	16.72	13.25
27-2022	Coaches and Scouts	NA	<b>53,282</b>	<b>24,087</b>	<b>67,880</b>	<b>43,161</b>
27-3031	Public Relations Specialists	40	31.29	21.85	36.01	28.84
27-3042	Technical Writers	30	38.45	28.49	43.43	41.05
<b>29-0000</b>	<b><u>Healthcare Practitioners and Technical Occupations</u></b>	5,500	41.24	20.12	51.81	34.25
29-1011	Chiropractors	10	60.43	46.70	67.30	51.26
29-1021	Dentists, General	50	93.49	65.74	107.37	88.47
29-1031	Dietitians and Nutritionists	30	29.93	23.83	32.99	29.74
29-1051	Pharmacists	170	62.54	57.89	64.87	63.20
29-1071	Physician Assistants	80	59.27	44.59	66.61	55.02
29-1122	Occupational Therapists	110	37.75	27.43	42.90	36.71
29-1123	Physical Therapists	150	57.43	39.94	66.18	54.10
29-1126	Respiratory Therapists	150	31.69	24.17	35.45	30.59
29-1127	Speech-Language Pathologists	90	45.66	32.41	52.28	44.28
29-1131	Veterinarians	NA	58.41	43.37	65.93	51.75

SOC	OCCUPATIONAL TITLE	Empl	(\$) Mean	(\$) Entry	(\$) Exp	(\$) Median
29-1141	Registered Nurses	2,110	40.68	28.40	46.82	37.76
29-1161	Nurse Midwives	10	47.79	39.68	51.84	48.00
29-1171	Nurse Practitioners	120	56.73	42.50	63.84	53.12
29-1215	Family Medicine Physicians	110	113.94	73.31	134.25	101.30
29-1218	Obstetricians and Gynecologists	20	137.52	N/A	N/A	N/A
29-1221	Pediatricians, General	NA	88.05	77.87	93.14	91.53
29-1228	Physicians, All Other and Ophthalmologists, Except Pediatric	120	120.00	N/A	N/A	N/A
29-1292	Dental Hygienists	80	42.42	36.03	45.61	42.59
29-2010	Clinical Laboratory Technologists and Technicians	60	25.39	16.06	30.05	26.23
29-2034	Radiologic Technologists and Technicians	170	27.57	22.48	30.12	26.57
29-2035	Magnetic Resonance Imaging Technologists	20	35.87	29.04	39.28	36.29
29-2040	Emergency Medical Technicians and Paramedics	320	22.15	15.85	25.30	20.53
29-2052	Pharmacy Technicians	400	14.76	11.53	16.37	14.19
29-2055	Surgical Technologists	80	23.97	17.92	27.00	22.83
29-2056	Veterinary Technologists and Technicians	40	17.02	13.96	18.55	16.82
29-2061	Licensed Practical and Licensed Vocational Nurses	390	23.68	20.12	25.47	23.63
29-2081	Opticians, Dispensing	20	19.40	15.77	21.21	19.58
29-2098	Medical Dosimetrists, Medical Records Specialists, Health Technicians, All Other	160	22.80	16.92	25.74	22.00
29-9098	Health Info. Techs., Med. Registrars, Surgical Assts., and Healthcare Practs., All Other	30	16.75	13.52	18.37	16.26
<b>31-0000</b>	<b>Healthcare Support Occupations</b>	4,070	14.40	11.16	16.02	13.35
31-1120	Home Health and Personal Care Aides	1,800	11.71	11.13	12.00	11.44
31-1131	Nursing Assistants	1,030	15.65	13.74	16.60	15.44
31-1132	Orderlies	30	15.10	12.28	16.51	14.41
31-2011	Occupational Therapy Assistants	NA	33.28	25.09	37.37	33.89
31-2021	Physical Therapist Assistants	40	32.43	24.48	36.41	32.24
31-2022	Physical Therapist Aides	30	14.06	11.36	15.41	12.87
31-9011	Massage Therapists	50	28.83	12.59	36.95	19.69
31-9091	Dental Assistants	100	20.35	16.33	22.35	19.44
31-9092	Medical Assistants	730	15.65	13.37	16.80	15.06
31-9094	Medical Transcriptionists	20	16.66	13.26	18.36	16.01

SOC	OCCUPATIONAL TITLE	Empl	(\$) Mean	(\$) Entry	(\$) Exp	(\$) Median
31-9096	Veterinary Assistants and Laboratory Animal Caretakers	70	14.13	12.09	15.15	14.02
31-9097	Phlebotomists	30	16.89	12.36	19.16	16.73
<b>33-0000</b>	<b><u>Protective Service Occupations</u></b>	1,390	25.05	14.28	30.44	23.41
33-1012	First-Line Supervisors of Police and Detectives	60	48.15	33.23	55.61	49.75
33-1090	Miscellaneous First-Line Supervisors, Protective Service Workers	30	24.37	18.40	27.36	23.23
33-3051	Police and Sheriff's Patrol Officers	340	33.97	23.76	39.07	32.67
33-9032	Security Guards	220	14.71	11.92	16.10	14.08
33-9092	Lifeguards, Ski Patrol, and Other Recreational Protective Service Workers	40	13.65	11.66	14.64	13.85
33-9098	School Bus Monitors and Protective Service Workers, All Other	120	14.51	11.07	16.23	13.62
<b>35-0000</b>	<b><u>Food Preparation and Serving Related Occupations</u></b>	9,290	12.67	9.72	14.15	10.90
35-1011	Chefs and Head Cooks	120	27.45	20.89	30.73	28.15
35-1012	First-Line Supervisors of Food Preparation and Serving Workers	760	19.56	14.52	22.08	18.85
35-2011	Cooks, Fast Food	280	10.64	9.53	11.19	9.73
35-2012	Cooks, Institution and Cafeteria	480	16.38	13.11	18.02	16.91
35-2014	Cooks, Restaurant	890	14.01	10.44	15.79	13.61
35-2015	Cooks, Short Order	NA	11.02	10.20	11.43	10.80
35-2021	Food Preparation Workers	710	12.69	10.53	13.77	12.13
35-3011	Bartenders	500	12.56	9.55	14.07	10.80
35-3023	Fast Food and Counter Workers	2,360	10.72	9.86	11.15	10.12
35-3031	Waiters and Waitresses	1,680	11.62	9.54	12.66	9.78
35-3041	Food Servers, Nonrestaurant	NA	11.02	10.09	11.48	10.82
35-9011	Dining Room and Cafeteria Attendants and Bartender Helpers	390	10.40	9.62	10.78	9.75
35-9021	Dishwashers	380	11.05	9.65	11.75	10.46
35-9031	Hosts and Hostesses, Restaurant, Lounge, and Coffee Shop	370	10.44	9.58	10.86	9.77
<b>37-0000</b>	<b><u>Building and Grounds Cleaning and Maintenance Occupations</u></b>	3,730	15.76	11.64	17.83	14.57
37-1011	First-Line Supervisors of Housekeeping and Janitorial Workers	160	22.44	16.66	25.32	22.62
37-1012	First-Line Supervisors of Landscaping and Groundskeeping Workers	110	28.85	24.82	30.86	29.08
37-2011	Janitors and Cleaners, Except Maids and Housekeeping Cleaners	1,500	15.20	11.19	17.21	13.88
37-2012	Maids and Housekeeping Cleaners	440	12.34	10.27	13.38	12.01

SOC	OCCUPATIONAL TITLE	Empl	(\$) Mean	(\$) Entry	(\$) Exp	(\$) Median
37-3011	Landscaping and Groundskeeping Workers	1,250	15.34	12.70	16.65	14.86
37-3012	Pesticide Handlers, Sprayers, and Applicators, Vegetation	40	16.94	13.98	18.42	16.95
<b>39-0000</b>	<b><u>Personal Care and Service Occupations</u></b>	1,220	15.48	10.16	18.14	12.28
39-1098	First-Line Supvrs. of Personal Service and Entertainment/Recreation Workers	70	25.18	17.93	28.81	25.08
39-2021	Animal Caretakers	120	14.78	10.87	16.74	13.35
39-3091	Amusement and Recreation Attendants	290	11.20	9.68	11.96	10.24
39-4021	Funeral Attendants	30	16.11	11.57	18.39	16.60
39-4031	Morticians, Undertakers, and Funeral Arrangers	20	30.76	18.26	37.01	32.14
39-5012	Hairdressers, Hairstylists, and Cosmetologists	170	15.67	10.01	18.51	13.04
39-5092	Manicurists and Pedicurists	30	12.93	10.81	13.99	12.64
39-5093	Shampooers	NA	10.29	9.67	10.60	9.79
39-9011	Childcare Workers	90	11.30	9.80	12.06	10.67
39-9031	Exercise Trainers and Group Fitness Instructors	140	14.93	10.43	17.18	14.16
39-9032	Recreation Workers	100	15.29	11.11	17.37	14.39
<b>41-0000</b>	<b><u>Sales and Related Occupations</u></b>	8,640	18.36	10.54	22.27	13.09
41-1011	First-Line Supervisors of Retail Sales Workers	790	22.90	14.93	26.88	22.27
41-1012	First-Line Supervisors of Non-Retail Sales Workers	100	42.98	28.71	50.12	38.73
41-2011	Cashiers	2,990	11.51	9.86	12.33	11.01
41-2021	Counter and Rental Clerks	180	16.23	13.35	17.66	15.53
41-2022	Parts Salespersons	210	17.66	12.75	20.12	16.47
41-2031	Retail Salespersons	2,610	14.03	10.63	15.73	11.90
41-3011	Advertising Sales Agents	30	22.48	10.39	28.53	18.70
41-3021	Insurance Sales Agents	230	33.81	19.15	41.14	30.20
41-3031	Securities, Commodities, and Financial Services Sales Agents	230	45.36	23.65	56.21	43.70
41-3041	Travel Agents	40	24.60	15.44	29.18	25.77
41-3091	Sales Representatives of Services	380	30.95	16.03	38.41	22.84
41-4011	Sales Rep., Wholesale and Manuf., Technical and Scientific Products	90	50.04	34.92	57.60	48.51
41-4012	Sales Rep., Wholesale and Manuf., Except Tech. and Scientific Products	630	29.62	20.95	33.95	26.00
41-9021	Real Estate Brokers	20	39.02	30.84	43.11	38.47
41-9022	Real Estate Sales Agents	60	33.73	15.95	42.62	29.11

SOC	OCCUPATIONAL TITLE	Empl	(\$) Mean	(\$) Entry	(\$) Exp	(\$) Median
<b>43-0000</b>	<b>Office and Administrative Support Occupations</b>	9,070	18.24	12.58	21.07	17.07
43-1011	First-Line Supervisors of Office and Administrative Support Workers	640	27.84	20.16	31.67	26.98
43-2011	Switchboard Operators, Including Answering Service	40	13.61	10.71	15.06	11.75
43-3011	Bill and Account Collectors	80	18.12	14.08	20.14	17.35
43-3021	Billing and Posting Clerks	240	17.10	13.25	19.02	16.31
43-3031	Bookkeeping, Accounting, and Auditing Clerks	950	19.22	13.65	22.00	18.50
43-3051	Payroll and Timekeeping Clerks	30	20.16	16.19	22.14	19.57
43-3071	Tellers	230	15.87	13.31	17.16	15.61
43-4031	Court, Municipal, and License Clerks	170	18.46	15.03	20.18	18.14
43-4051	Customer Service Representatives	820	16.56	11.12	19.28	15.07
43-4081	Hotel, Motel, and Resort Desk Clerks	190	13.15	10.44	14.51	12.57
43-4111	Interviewers, Except Eligibility and Loan	40	16.17	13.02	17.75	15.12
43-4121	Library Assistants, Clerical	150	12.84	10.33	14.09	11.68
43-4131	Loan Interviewers and Clerks	80	19.15	14.36	21.54	18.29
43-4151	Order Clerks	60	16.45	11.64	18.85	15.62
43-4161	Human Resources Assistants, Except Payroll and Timekeeping	80	18.94	15.10	20.86	18.20
43-4171	Receptionists and Information Clerks	420	13.59	11.14	14.81	13.42
43-4199	Information and Record Clerks, All Other	40	17.07	13.69	18.77	15.01
43-5021	Couriers and Messengers	50	15.32	11.85	17.05	14.44
43-5031	Public Safety Telecommunicators	50	18.90	15.55	20.58	19.05
43-5032	Dispatchers, Except Police, Fire, and Ambulance	130	20.36	16.64	22.21	18.68
43-5051	Postal Service Clerks	70	26.50	20.93	29.28	30.28
43-5052	Postal Service Mail Carriers	330	25.15	18.45	28.50	22.69
43-5061	Production, Planning, and Expediting Clerks	100	23.68	16.33	27.36	22.68
43-5071	Shipping, Receiving, and Inventory Clerks	510	16.64	13.26	18.33	16.24
43-5111	Weighers, Measurers, Checkers, and Samplers, Recordkeeping	30	17.32	13.51	19.23	16.14
43-6011	Executive Secretaries and Executive Administrative Assistants	70	30.52	21.64	34.97	31.66
43-6012	Legal Secretaries and Administrative Assistants	90	19.60	16.30	21.25	18.66
43-6013	Medical Secretaries and Administrative Assistants	800	16.44	13.44	17.94	15.72
43-6014	Secretaries and Admin. Assistants, Except Legal, Medical, and Executive	1,280	19.19	14.74	21.42	18.91
43-9021	Data Entry Keyers	60	14.74	11.24	16.49	14.09
43-9041	Insurance Claims and Policy Processing Clerks	NA	21.19	15.81	23.88	21.31

SOC	OCCUPATIONAL TITLE	Empl	(\$) Mean	(\$) Entry	(\$) Exp	(\$) Median
43-9051	Mail Clerks and Mail Machine Operators, Except Postal Service	20	13.96	11.46	15.21	12.39
43-9061	Office Clerks, General	1,040	14.12	10.96	15.70	13.48
43-9199	Office and Administrative Support Workers, All Other	60	17.52	12.79	19.88	16.39
<b>45-0000</b>	<b>Farming, Fishing, and Forestry Occupations</b>	410	16.94	12.75	19.03	15.25
45-1011	First-Line Supervisors of Farming, Fishing, and Forestry Workers	20	27.45	21.76	30.29	27.27
45-2041	Graders and Sorters, Agricultural Products	110	14.13	13.40	14.50	14.01
45-2091	Agricultural Equipment Operators	NA	18.97	17.55	19.68	18.31
45-2092	Farmworkers and Laborers, Crop, Nursery, and Greenhouse	40	13.23	9.72	14.98	12.34
45-2093	Farmworkers, Farm, Ranch, and Aquacultural Animals	NA	15.09	12.71	16.28	14.44
<b>47-0000</b>	<b>Construction and Extraction Occupations</b>	3,690	21.82	15.42	25.03	19.78
47-1011	First-Line Supervisors of Construction Trades and Extraction Workers	560	33.48	25.77	37.33	32.15
47-2021	Brickmasons and Blockmasons	40	19.59	17.50	20.64	19.33
47-2031	Carpenters	560	19.94	17.12	21.34	19.31
47-2051	Cement Masons and Concrete Finishers	60	26.03	21.24	28.42	24.35
47-2061	Construction Laborers	380	16.43	12.39	18.45	16.19
47-2073	Operating Engineers and Other Construction Equipment Operators	330	19.80	16.69	21.35	19.20
47-2081	Drywall and Ceiling Tile Installers	40	21.28	18.29	22.77	21.96
47-2111	Electricians	440	20.08	15.79	22.22	19.81
47-2121	Glaziers	NA	19.47	15.49	21.46	19.36
47-2141	Painters, Construction and Maintenance	80	18.74	15.21	20.51	17.97
47-2152	Plumbers, Pipefitters, and Steamfitters	210	22.35	15.88	25.58	22.01
47-2211	Sheet Metal Workers	80	19.42	15.02	21.62	17.93
47-3011	Helpers--Brick-, Block-, Stonemasons, and Tile and Marble Setters	50	16.96	14.85	18.01	17.19
47-3012	Helpers--Carpenters	NA	14.01	13.22	14.41	14.06
47-3015	Helpers--Pipelayers, Plumbers, Pipefitters, and Steamfitters	NA	14.37	13.70	14.71	14.21
47-3019	Helpers, Construction Trades, All Other	10	14.77	11.31	16.50	15.16
47-4011	Construction and Building Inspectors	110	25.65	18.46	29.25	23.74
47-4071	Septic Tank Servicers and Sewer Pipe Cleaners	50	21.38	17.02	23.56	21.59
47-4090	Miscellaneous Construction and Related Workers	30	17.96	14.28	19.80	17.34
47-5097	Earth Drillers, Except Oil and Gas	30	26.49	21.86	28.81	24.09

SOC	OCCUPATIONAL TITLE	Empl	(\$) Mean	(\$) Entry	(\$) Exp	(\$) Median
<b>49-0000</b>	<b>Installation, Maintenance, and Repair Occupations</b>	3,590	23.29	15.06	27.41	21.64
49-1011	First-Line Supervisors of Mechanics, Installers, and Repairers	340	34.20	25.52	38.54	32.12
49-2011	Computer, Automated Teller, and Office Machine Repairers	NA	18.25	13.94	20.40	15.28
49-2022	Telecommunications Equip. Installers and Repairers, Except Line Installers	60	21.87	13.61	26.00	21.41
49-3021	Automotive Body and Related Repairers	60	20.81	14.47	23.98	19.06
49-3023	Automotive Service Technicians and Mechanics	270	22.53	14.48	26.56	22.80
49-3031	Bus and Truck Mechanics and Diesel Engine Specialists	210	20.63	17.14	22.38	19.56
49-3041	Farm Equipment Mechanics and Service Technicians	70	21.74	15.76	24.73	22.14
49-3042	Mobile Heavy Equipment Mechanics, Except Engines	140	25.69	18.07	29.50	24.44
49-3051	Motorboat Mechanics and Service Technicians	80	19.59	13.65	22.57	19.75
49-3053	Outdoor Power Equipment and Other Small Engine Mechanics	110	19.27	15.85	20.98	19.08
49-3093	Tire Repairers and Changers	NA	14.49	10.98	16.25	13.31
49-9021	Heating, Air Conditioning, and Refrigeration Mechanics and Installers	560	26.79	19.57	30.40	26.06
49-9041	Industrial Machinery Mechanics	160	24.70	17.44	28.33	22.76
49-9051	Electrical Power-Line Installers and Repairers	NA	41.73	30.56	47.31	42.07
49-9052	Telecommunications Line Installers and Repairers	80	39.59	28.19	45.29	42.87
49-9062	Medical Equipment Repairers	20	22.78	17.76	25.30	20.11
49-9071	Maintenance and Repair Workers, General	770	18.78	14.51	20.92	18.39
49-9095	Manufactured Building and Mobile Home Installers	30	19.96	14.07	22.90	20.20
49-9098	Helpers--Installation, Maintenance, and Repair Workers	160	14.42	11.17	16.04	13.99
49-9099	Installation, Maintenance, and Repair Workers, All Other	120	17.26	11.69	20.05	14.90
<b>51-0000</b>	<b>Production Occupations</b>	7,600	16.63	12.78	18.56	14.56
51-1011	First-Line Supervisors of Production and Operating Workers	460	31.69	23.12	35.98	29.83
51-2028	Electrical, Electronic, and Electromechanical Assemblers	120	13.67	11.11	14.95	12.58
51-2090	Miscellaneous Assemblers and Fabricators	210	16.09	12.84	17.72	15.58
51-3011	Bakers	40	13.97	12.66	14.62	13.95
51-3021	Butchers and Meat Cutters	30	19.73	16.29	21.46	19.84
51-3022	Meat, Poultry, and Fish Cutters and Trimmers	4,260	13.85	12.56	14.49	13.88
51-3023	Slaughterers and Meat Packers	160	14.70	11.56	16.27	14.79
51-3092	Food Batchmakers	60	14.26	12.16	15.31	14.14
51-3099	Food Processing Workers, All Other	140	14.86	13.25	15.66	14.75

SOC	OCCUPATIONAL TITLE	Empl	(\$) Mean	(\$) Entry	(\$) Exp	(\$) Median
51-4031	Cutting, Punching, and Press Machine Operators, Metal and Plastic	50	17.59	14.98	18.90	17.66
51-4041	Machinists	60	23.90	16.14	27.78	23.39
51-4072	Molding, Coremaking, and Casting Machine Operators, Metal and Plastic	30	16.06	13.84	17.17	15.60
51-4121	Welders, Cutters, Solderers, and Brazers	110	20.22	14.04	23.31	19.51
51-5112	Printing Press Operators	30	17.92	12.87	20.44	16.75
51-6011	Laundry and Dry-Cleaning Workers	50	13.39	11.70	14.23	13.55
51-6093	Upholsterers	NA	18.68	14.74	20.66	18.74
51-6099	Textile, Apparel, and Furnishings Workers, All Other	NA	17.32	14.05	18.96	17.27
51-7011	Cabinetmakers and Bench Carpenters	90	21.85	15.86	24.85	21.00
51-8031	Water and Wastewater Treatment Plant and System Operators	120	21.25	16.13	23.81	21.35
51-9023	Mixing and Blending Machine Setters, Operators, and Tenders	20	16.61	13.88	17.98	16.49
51-9061	Inspectors, Testers, Sorters, Samplers, and Weighers	330	22.67	13.78	27.11	18.40
51-9111	Packaging and Filling Machine Operators and Tenders	420	14.61	13.36	15.24	14.04
51-9124	Coating, Painting, and Spraying Machine Setters, Operators, and Tenders	20	18.76	14.16	21.07	19.84
51-9195	Molders, Shapers, and Casters, Except Metal and Plastic	30	17.02	13.83	18.61	16.93
51-9198	Helpers--Production Workers	80	13.26	9.73	15.03	12.04
<b>53-0000</b>	<b>Transportation and Material Moving Occupations</b>	<b>6,820</b>	<b>16.91</b>	<b>11.69</b>	<b>19.52</b>	<b>15.14</b>
53-1047	First-Line Supervisors of Transportation and Material-Moving Workers	320	28.20	20.56	32.02	27.75
53-3011	Ambulance Drivers and Attendants, Except Emergency Medical Technicians	NA	13.58	13.32	13.71	13.78
53-3031	Driver/Sales Workers	NA	12.31	9.66	13.64	10.64
53-3032	Heavy and Tractor-Trailer Truck Drivers	1,230	21.29	16.69	23.59	19.88
53-3033	Light Truck Drivers	670	16.13	12.10	18.14	15.12
53-3058	Passenger Vehicle Drivers, Except Bus Drivers, Transit and Intercity	590	20.32	15.53	22.72	20.27
53-3099	Motor Vehicle Operators, All Other	30	21.01	16.98	23.02	19.03
53-5011	Sailors and Marine Oilers	20	28.13	23.47	30.46	27.67
53-7051	Industrial Truck and Tractor Operators	170	18.47	15.31	20.05	17.82
53-7061	Cleaners of Vehicles and Equipment	330	14.13	11.82	15.29	13.91
53-7062	Laborers and Freight, Stock, and Material Movers, Hand	870	13.84	11.13	15.20	13.68
53-7064	Packers and Packagers, Hand	970	13.51	10.70	14.91	13.08
53-7065	Stockers and Order Fillers	1,040	13.00	10.89	14.06	12.45
53-7081	Refuse and Recyclable Material Collectors	NA	22.55	11.22	28.22	16.37







BOARD OF GOVERNORS OF THE FEDERAL RESERVE SYSTEM  
WASHINGTON, D.C. 20551

JEROME H. POWELL  
CHAIRMAN

February 13, 2018

Dear Fellow American:

At the Federal Reserve, one of our main roles is to promote maximum employment, stable prices, and moderate long-term interest rates. This task requires accurate and timely information about the U.S. economy. Much of the vital economic information we use at the Federal Reserve comes from the U.S. Bureau of Labor Statistics. I am grateful for the people and businesses that participate in the Bureau of Labor Statistics surveys.

As a Bureau of Labor Statistics survey participant, you help enhance our understanding of the increasingly complex U.S. economy. The more we understand, the better we are able to fulfill our mission and promote the prosperity of American workers, consumers, and businesses.

The Federal Reserve uses the following information from the Bureau of Labor Statistics every day:

- Price statistics help us monitor inflation in the prices that consumers pay and producers receive for goods and services.
- Employment and unemployment statistics help us examine trends in job growth for the nation and for different geographic areas, industries, and occupations.
- Pay and benefit statistics provide us with insights about the well-being of American workers and their families.
- Productivity statistics help us understand trends in the efficiency of workers, which ultimately affect the nation's standard of living.

When you agree to participate in a Bureau of Labor Statistics survey, you help provide the vital statistics we use to analyze our economy and keep it strong. For that, I thank you.

Sincerely,

# Endorsements

## WorldatWork.

14040 N. Northsight Blvd.  
Scottsdale, AZ 85260

May 7, 2019

Dear Member,

I am writing to let you know that the U.S. Bureau of Labor Statistics (BLS) is currently collecting data for the National Compensation Survey (NCS), Occupational Employment Survey (OES), and Occupational Requirements Survey (ORS) and I would like to encourage you to participate in these surveys.

The NCS program provides much needed information that is used to study the impact of total rewards available to employees today. The OES collects ranges of wage data and has the largest collection of occupations and wages within BLS. The ORS is a relatively new program which gets to the core of actual job duties and responsibilities for 92% of all occupations within the US Economy.

As you probably know, the research conducted by WorldatWork is used extensively by national and local policymakers, human resources consulting firms, plan sponsors, and both national and local media. The BLS survey data is no different.

The importance of both our data and the BLS surveys data to a wide variety of users makes these surveys worth your effort. Bureau of Labor Statistics practices provide for absolute confidentiality of the survey information provided by employers, and they also make every effort to assist your staff in completing the survey as efficiently as possible.

Your organization's cooperation and assistance are greatly appreciated. I thank you in advance for supporting this important endeavor.

Sincerely,

Scott Cawood, Ed.D., CCP, GRP  
President & CEO



worldatwork.org

# **ACKNOWLEDGEMENTS**

---

**This report uses the data derived from the Occupational Employment & Wage Statistics (OEWS) program.**

**The data were gathered and analyzed by our OEWS team:**

**Kim Johnstone, *Labor Market Information Supervisor***

**Michelle Thompson, *Senior Labor Market Analyst***

**Mark Wallner, *Labor Market Analyst***

**Kristie Manley, *Editor & Production Coordinator*, created the layout of the publication.**

**We would like to express our appreciation to all of the employers who participated in the survey; without their support, this publication would not be possible. If you need additional information about this or other publications, please contact our office at:**

**Delaware Department of Labor  
*Office of Occupational & Labor Market Information*  
19 West Lea Blvd.  
Wilmington, DE 19802  
(302) 761-8062**

**All publications are available online at <https://labor.delaware.gov/divisions/oelmi/>**



*"The goal is to turn data into information, and information into insight."*

~ Carly Fiorina

former executive, president, and chair of Hewlett-Packard Co.



**DELAWARE DEPARTMENT OF LABOR**  
Office of Occupational & Labor Market Information

19 West Lea Boulevard  
Wilmington, Delaware 19802

<https://labor.delaware.gov/divisions/oolmi/>